

**ADIKAVI NANNAYA UNIVERSITY:: RAJAMAHENDRAVARAM  
INTERNAL QUALITY ASSURANCE CELL**

**ANALYSIS & ACTION TAKEN REPORT OF  
FEEDBACK ON CURRICULUM**

**(2017-18)**



**Rajaraja Narendra Nagar, NH-16  
Rajanagaram Mandal, Andhra Pradesh- 533296.**

## FEEDBACK ON CURRICULUM:: ANALYSIS & ACTION TAKEN REPORT (For the Academic Year: 2017-18)

As decided by the IQAC, feedback on curriculum was collected at the end of every academic year from the students and faculty members. Feedbacks have been designed separately for students and teachers. While the feedbacks collected from students were analyzed program wise, the feedbacks collected from faculty were analyzed taking all the faculty members of the university as a group. The analysis reports thus prepared are forwarded to the Dean, Academic Affairs and to the heads of departments through the respective principals for taking necessary further action. For the academic year 2017-18, the feedback has been collected from students who have appeared for their final semester examination in the year 2018 and also from the faculty members who have worked during the academic year 2017-18.

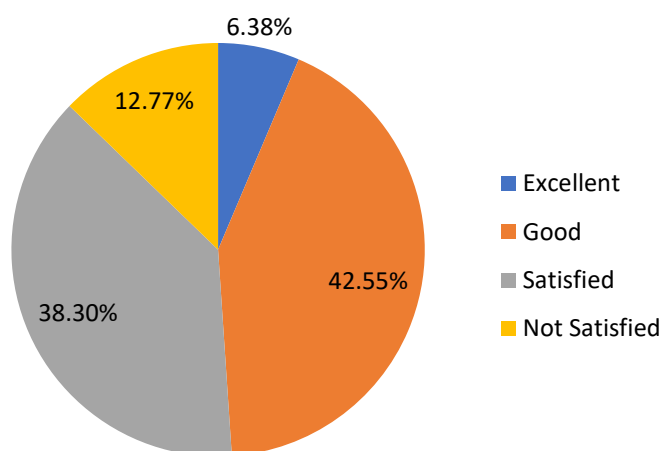
### (i) Feedback from students:

**Program Name:** B.ed

For the academic year 2017-18 feedback was received from 47 numbers of students for the program B.ed which are then analyzed and the analysis report is prepared and presented.

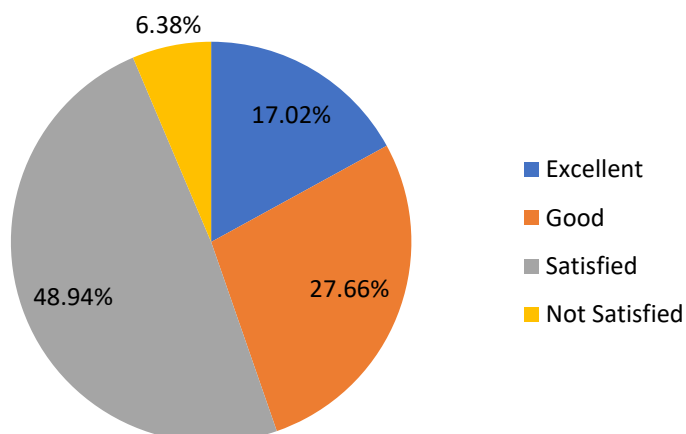
#### Q1 Rate the syllabus of the courses that you have studied in relation to the competencies expected.

|               | Frequency | Percent |
|---------------|-----------|---------|
| Excellent     | 3         | 6.4     |
| Good          | 20        | 42.6    |
| Satisfied     | 18        | 38.3    |
| Not Satisfied | 6         | 12.8    |
| Total         | 47        | 100.0   |



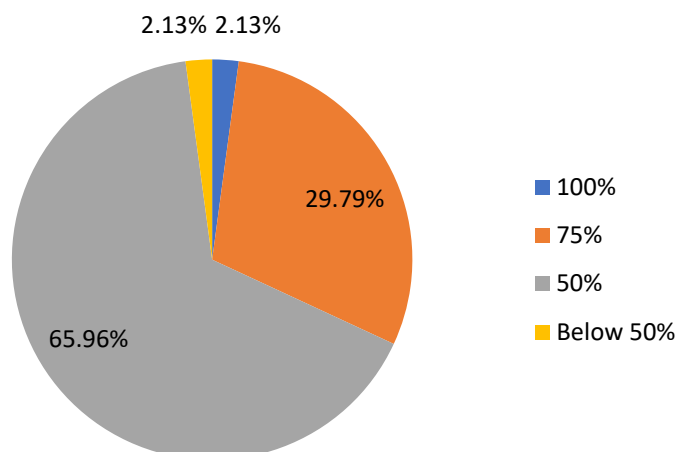
#### Q2 Rate the relevance of the units in the syllabus of each course

|               | Frequency | Percent |
|---------------|-----------|---------|
| Excellent     | 8         | 17.0    |
| Good          | 13        | 27.7    |
| Satisfied     | 23        | 48.9    |
| Not Satisfied | 3         | 6.4     |
| Total         | 47        | 100.0   |



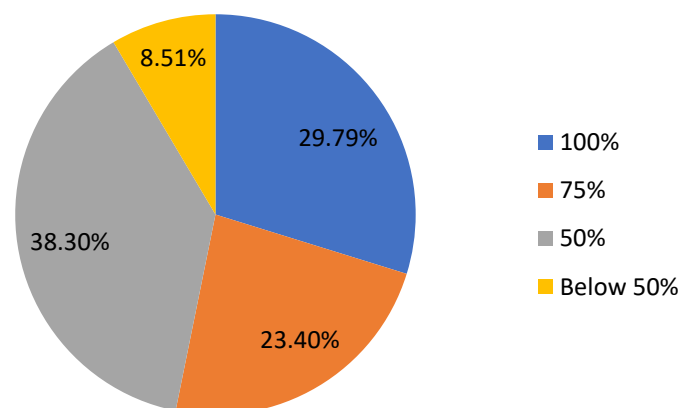
**Q3 Rate how the curriculum supports the required Practical skills in the Laboratory**

|           | Frequency | Percent |
|-----------|-----------|---------|
| 100%      | 1         | 2.1     |
| 75%       | 14        | 29.8    |
| 50%       | 31        | 66.0    |
| Below 50% | 1         | 2.1     |
| Total     | 47        | 100.0   |



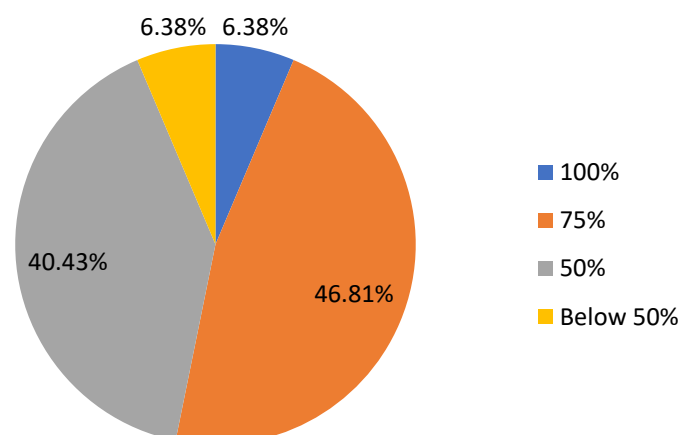
**Q4 Rate your curriculum in terms of providing the basic knowledge required for further Education.**

|           | Frequency | Percent |
|-----------|-----------|---------|
| 100%      | 14        | 29.8    |
| 75%       | 11        | 23.4    |
| 50%       | 19        | 40.4    |
| Below 50% | 3         | 6.4     |
| Total     | 47        | 100.0   |



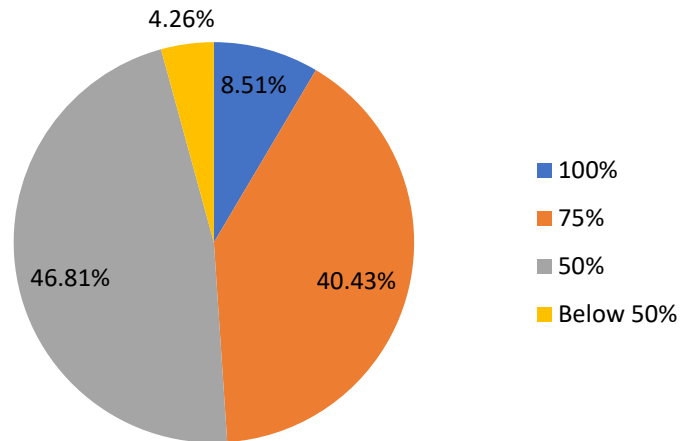
**Q5 How far your syllabus was useful to crack the CSIR/ UGC NET/APSET/GATE/..?**

|           | Frequency | Percent |
|-----------|-----------|---------|
| 100%      | 3         | 6.4     |
| 75%       | 22        | 46.8    |
| 50%       | 19        | 40.4    |
| Below 50% | 3         | 6.4     |
| Total     | 47        | 100.0   |



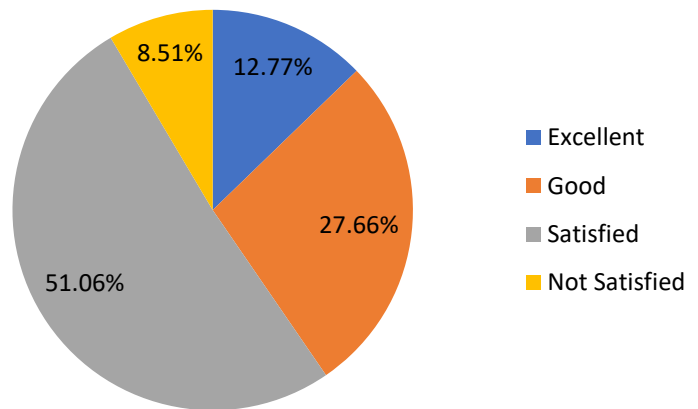
**Q6 Rate the Curriculum – in terms of providing employability after completion of the program**

|           | Frequency | Percent |
|-----------|-----------|---------|
| 100%      | 4         | 8.5     |
| 75%       | 19        | 40.4    |
| 50%       | 23        | 48.9    |
| Below 50% | 1         | 2.1     |
| Total     | 47        | 100.0   |



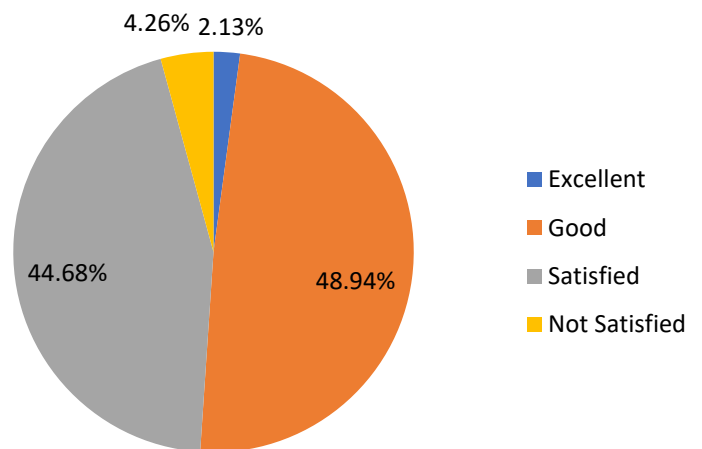
**Q7 Rate the curriculum in improving your knowledge in the subject studied?**

|               | Frequency | Percent |
|---------------|-----------|---------|
| Excellent     | 6         | 12.8    |
| Good          | 13        | 27.7    |
| Satisfied     | 24        | 51.1    |
| Not Satisfied | 4         | 8.5     |
| Total         | 47        | 100.0   |



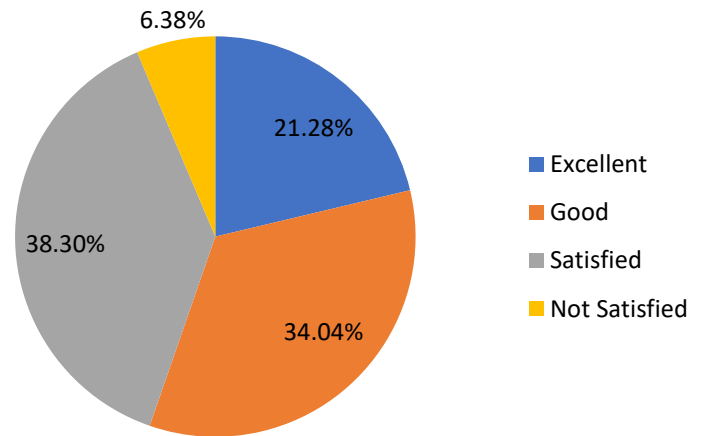
**Q8 Rate the curriculum in terms of content evolving from basic level to Advanced Level in the ascending order of semesters.**

|               | Frequency | Percent |
|---------------|-----------|---------|
| Excellent     | 1         | 2.1     |
| Good          | 23        | 48.9    |
| Satisfied     | 21        | 44.7    |
| Not Satisfied | 2         | 4.3     |
| Total         | 47        | 100.0   |



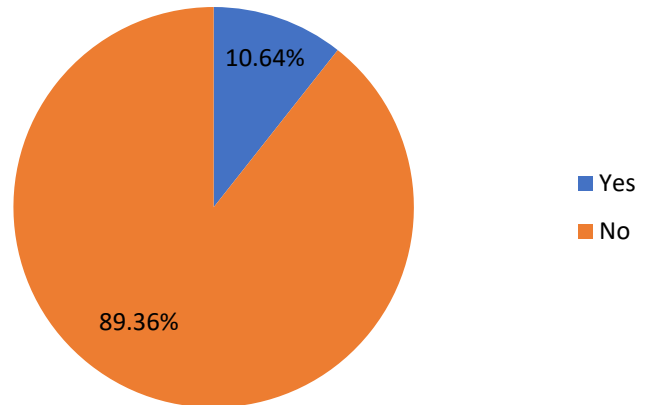
**Q9 What is your over all opinion regarding the existing Curriculum?**

|               | Frequency | Percent |
|---------------|-----------|---------|
| Excellent     | 10        | 21.3    |
| Good          | 16        | 34.0    |
| Satisfied     | 18        | 38.3    |
| Not Satisfied | 3         | 6.4     |
| Total         | 47        | 100.0   |



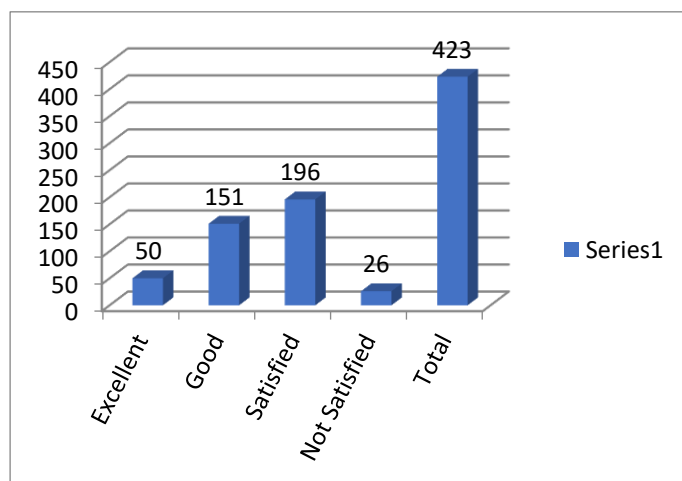
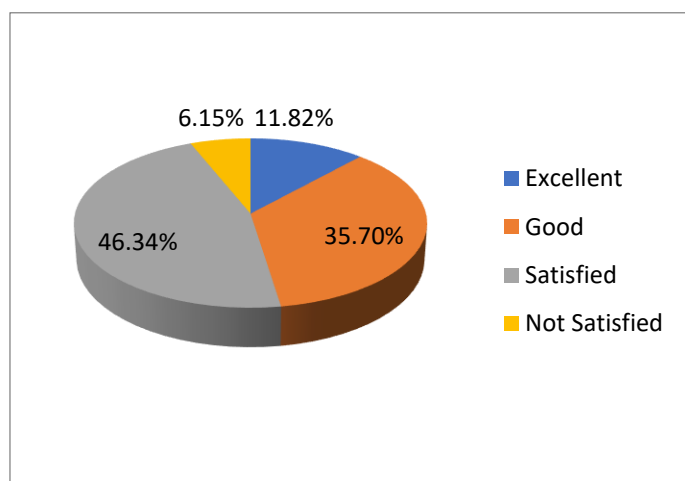
**Q10 Do you think there is a need to modify your syllabus? (Yes/No) If yes, specify what portion needs to be modified with justification.**

|       | Frequency | Percent |
|-------|-----------|---------|
| Yes   | 5         | 10.6    |
| No    | 42        | 89.4    |
| Total | 47        | 100.0   |



### Consolidated statement of analysis:

| S. No        | Question  | No. of students opined |             |                  |                            | Total no. of Responses |
|--------------|---|------------------------|-------------|------------------|----------------------------|------------------------|
|              |   | Excellent/ (100%)      | Good/ (75%) | Satisfied/ (50%) | Not Satisfied/ (Below 50%) |                        |
| 1.           | Rate the syllabus of the courses that you have studied in relation to the competencies expected.  | 3                      | 20          | 18               | 6                          | 47                     |
| 2.           | Rate the relevance of the units in the syllabus of each course.   | 8                      | 13          | 23               | 3                          | 47                     |
| 3.           | Rate how the curriculum supports the required Practical skills in the Laboratory  | 1                      | 14          | 31               | 1                          | 47                     |
| 4.           | Rate your curriculum in terms of providing the basic knowledge required for further Education.  | 14                     | 11          | 19               | 3                          | 47                     |
| 5.           | How far your syllabus was useful to crack the CSIR/ UGC NET/APSET/GATE/..?  | 3                      | 22          | 19               | 3                          | 47                     |
| 6.           | Rate the Curriculum – in terms of providing employability after completion of the program.  | 4                      | 19          | 23               | 1                          | 47                     |
| 7.           | Rate the curriculum in improving your knowledge in the subject studied?   | 6                      | 13          | 24               | 4                          | 47                     |
| 8.           | Rate the curriculum in terms of content evolving from basic level to Advanced Level in the ascending order of semesters.                | 1                      | 23          | 21               | 2                          | 47                     |
| 9.           | What is your over all opinion regarding the existing Curriculum?  | 10                     | 16          | 18               | 3                          | 47                     |
| <b>TOTAL</b> |   | <b>50</b>              | <b>151</b>  | <b>196</b>       | <b>26</b>                  | <b>423</b>             |
| 10.          | Do you think there is a need to modify your syllabus? (Yes/No)<br>If yes, specify what portion needs to be modified with justification. | YES: 5                 |             | NO: 42           |                            | 47                     |

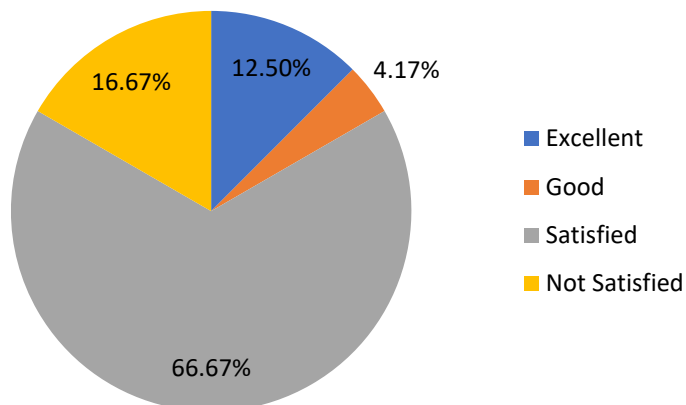


**Program Name:** Economics

For the academic year 2017-18 feedback was received from 24 numbers of students for the program Economics which are then analyzed and the analysis report is prepared and presented.

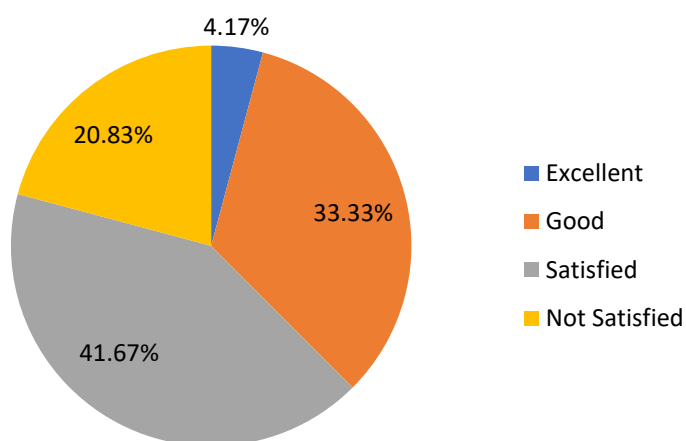
**Q1 Rate the syllabus of the courses that you have studied in relation to the competencies expected.**

|               | Frequency | Percent |
|---------------|-----------|---------|
| Excellent     | 3         | 12.5    |
| Good          | 1         | 4.2     |
| Satisfied     | 16        | 66.7    |
| Not Satisfied | 4         | 16.7    |
| Total         | 24        | 100     |



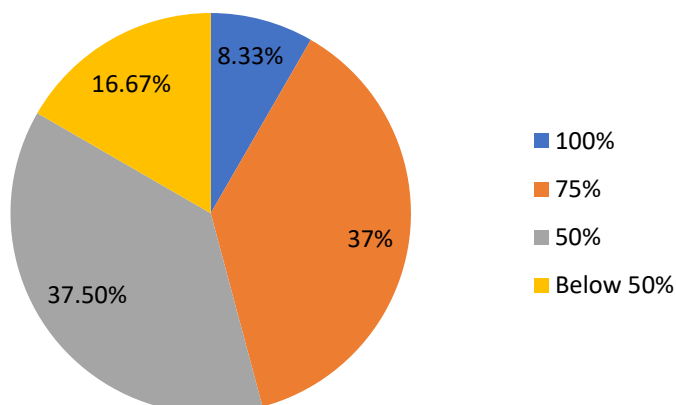
**Q2 Rate the relevance of the units in the syllabus of each course**

|               | Frequency | Percent |
|---------------|-----------|---------|
| Excellent     | 1         | 4.2     |
| Good          | 8         | 33.3    |
| Satisfied     | 10        | 41.7    |
| Not Satisfied | 5         | 20.8    |
| Total         | 24        | 100     |



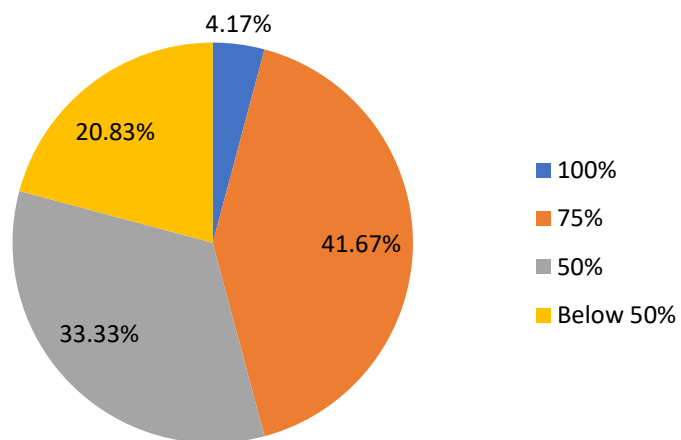
**Q3 Rate how the curriculum supports the required Practical skills in the Laboratory**

|           | Frequency | Percent |
|-----------|-----------|---------|
| 100%      | 2         | 8.3     |
| 75%       | 9         | 37.5    |
| 50%       | 9         | 37.5    |
| Below 50% | 4         | 16.7    |
| Total     | 24        | 100.0   |



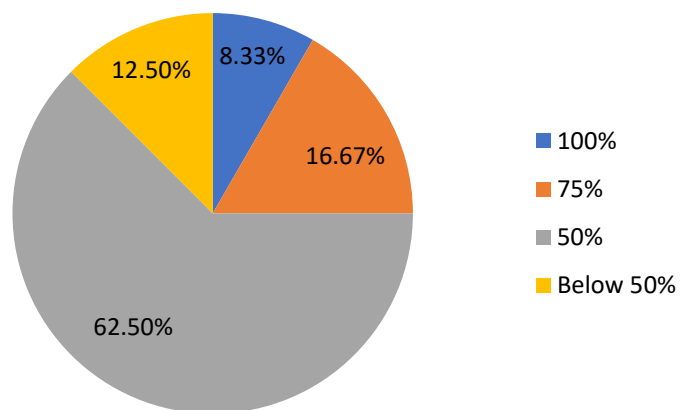
**Q4 Rate your curriculum in terms of providing the basic knowledge required for further Education.**

|           | Frequency | Percent |
|-----------|-----------|---------|
| 100%      | 1         | 4.2     |
| 75%       | 10        | 41.7    |
| 50%       | 8         | 33.3    |
| Below 50% | 5         | 20.8    |
| Total     | 24        | 100.0   |



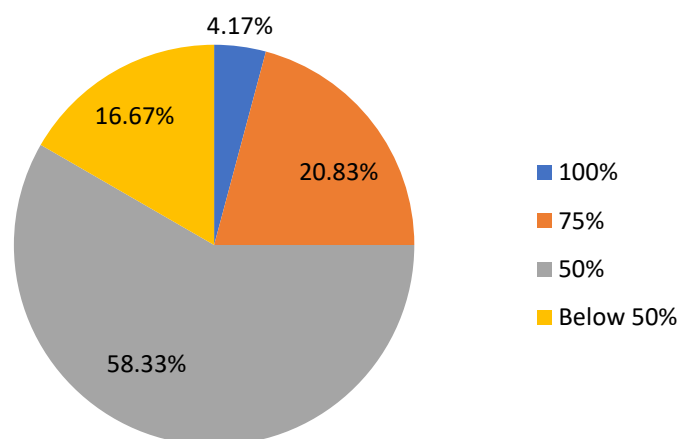
**Q5 How far your syllabus was useful to crack the CSIR/ UGC NET/APSET/GATE/..?**

|           | Frequency | Percent |
|-----------|-----------|---------|
| 100%      | 2         | 8.3     |
| 75%       | 4         | 16.7    |
| 50%       | 15        | 62.5    |
| Below 50% | 3         | 12.5    |
| Total     | 24        | 100.0   |



**Q6 Rate the Curriculum – in terms of providing employability after completion of the program.**

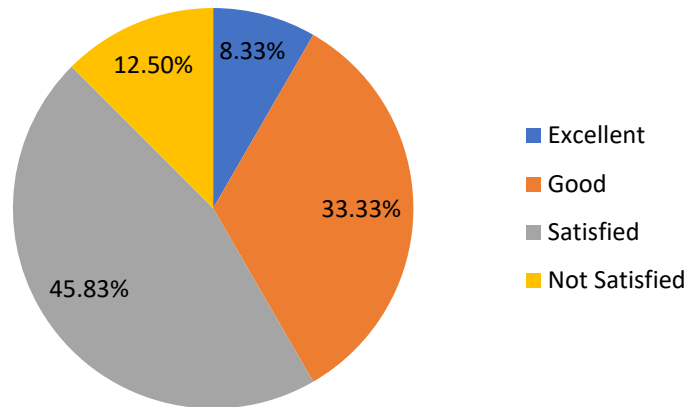
|           | Frequency | Percent |
|-----------|-----------|---------|
| 100%      | 1         | 4.2     |
| 75%       | 5         | 20.8    |
| 50%       | 14        | 58.3    |
| Below 50% | 4         | 16.7    |
| Total     | 24        | 100.0   |





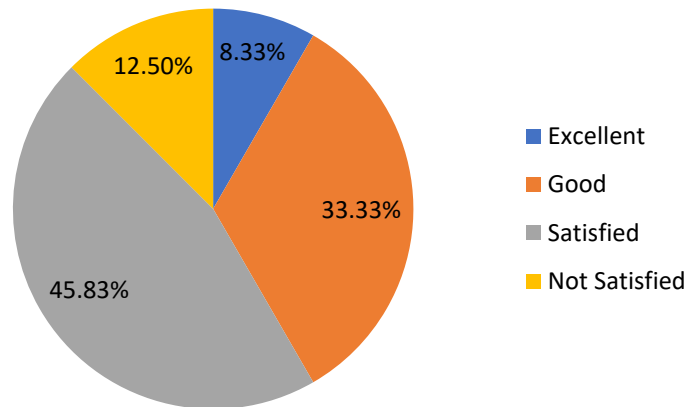
**Q7 Rate the curriculum in improving your knowledge in the subject studied?**

|               | Frequency | Percent |
|---------------|-----------|---------|
| Excellent     | 2         | 8.3     |
| Good          | 8         | 33.3    |
| Satisfied     | 11        | 45.8    |
| Not Satisfied | 3         | 12.5    |
| Total         | 24        | 100     |



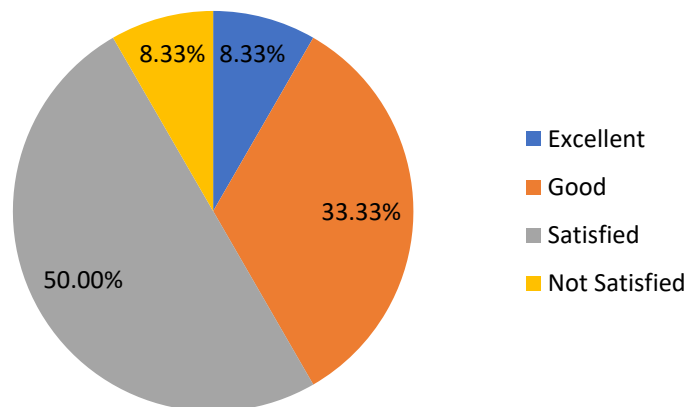
**Q8 Rate the curriculum in terms of content evolving from basic level to Advanced Level in the ascending order of semesters.**

|               | Frequency | Percent |
|---------------|-----------|---------|
| Excellent     | 1         | 4.2     |
| Good          | 6         | 25.0    |
| Satisfied     | 15        | 62.5    |
| Not Satisfied | 2         | 8.3     |
| Total         | 24        | 100.0   |



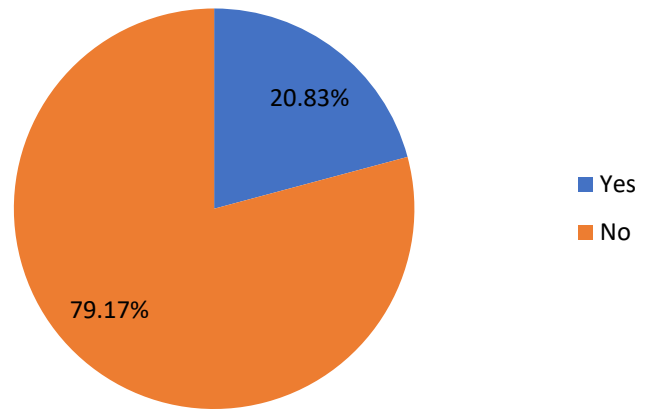
**Q9 What is your over all opinion regarding the existing Curriculum?**

|               | Frequency | Percent |
|---------------|-----------|---------|
| Excellent     | 2         | 8.3     |
| Good          | 8         | 33.3    |
| Satisfied     | 12        | 50      |
| Not Satisfied | 2         | 8.3     |
| Total         | 24        | 100     |



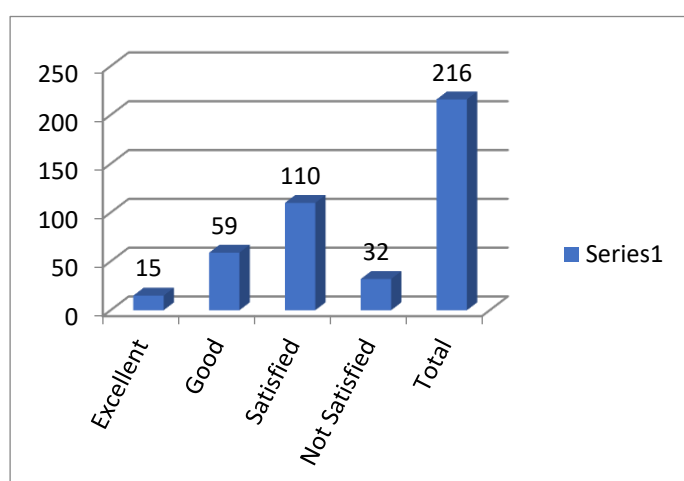
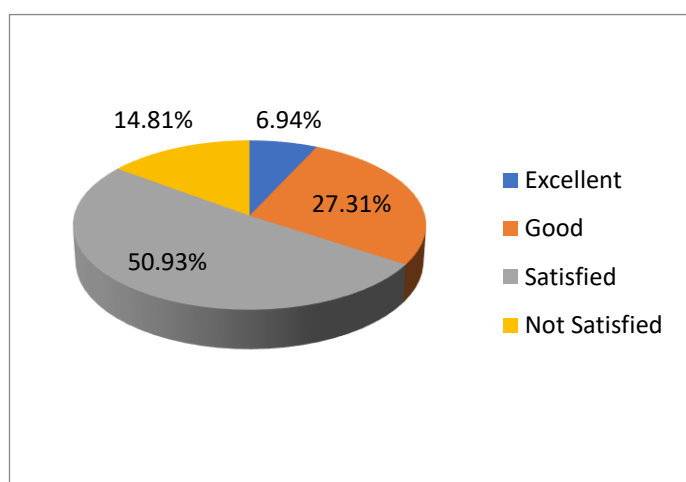
**Q10 Do you think there is a need to modify your syllabus? (Yes/No) If yes, specify what portion needs to be modified with justification.**

|       | Frequency | Percent |
|-------|-----------|---------|
| Yes   | 5         | 20.8    |
| No    | 19        | 79.2    |
| Total | 24        | 100     |



### Consolidated statement of analysis:

| S. No        | Question  | No. of students opined |             |                  |                            | Total no. of participants |
|--------------|---|------------------------|-------------|------------------|----------------------------|---------------------------|
|              |   | Excellent/ (100%)      | Good/ (75%) | Satisfied/ (50%) | Not Satisfied/ (Below 50%) |                           |
| 1.           | Rate the syllabus of the courses that you have studied in relation to the competencies expected.  | 3                      | 1           | 16               | 4                          | 24                        |
| 2.           | Rate the relevance of the units in the syllabus of each course.   | 1                      | 8           | 10               | 5                          | 24                        |
| 3.           | Rate how the curriculum supports the required Practical skills in the Laboratory  | 2                      | 9           | 9                | 4                          | 24                        |
| 4.           | Rate your curriculum in terms of providing the basic knowledge required for further Education.  | 1                      | 10          | 8                | 5                          | 24                        |
| 5.           | How far your syllabus was useful to crack the CSIR/ UGC NET/APSET/GATE/..?  | 2                      | 4           | 15               | 3                          | 24                        |
| 6.           | Rate the Curriculum – in terms of providing employability after completion of the program.  | 1                      | 5           | 14               | 4                          | 24                        |
| 7.           | Rate the curriculum in improving your knowledge in the subject studied?   | 2                      | 8           | 11               | 3                          | 24                        |
| 8.           | Rate the curriculum in terms of content evolving from basic level to Advanced Level in the ascending order of semesters.                | 1                      | 6           | 15               | 2                          | 24                        |
| 9.           | What is your over all opinion regarding the existing Curriculum?  | 2                      | 8           | 12               | 2                          | 24                        |
| <b>TOTAL</b> |   | <b>15</b>              | <b>59</b>   | <b>110</b>       | <b>32</b>                  | <b>216</b>                |
| 10.          | Do you think there is a need to modify your syllabus? (Yes/No)<br>If yes, specify what portion needs to be modified with justification. | YES: 5                 |             | NO: 19           |                            | 24                        |

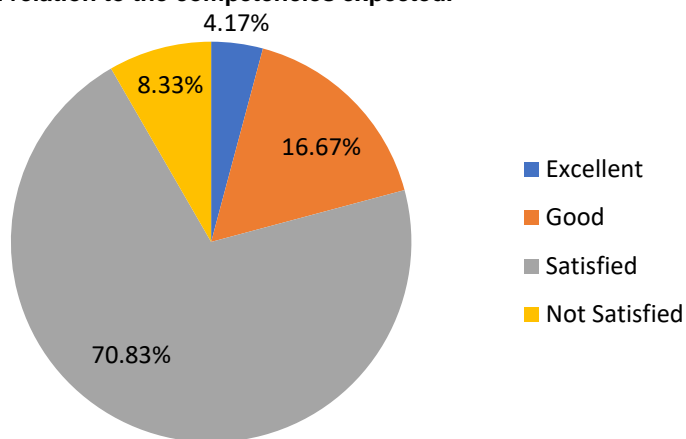


**Program Name:** English

For the academic year 2017-18 feedback was received from 24 numbers of students for the program English which are then analyzed and the analysis report is prepared and presented.

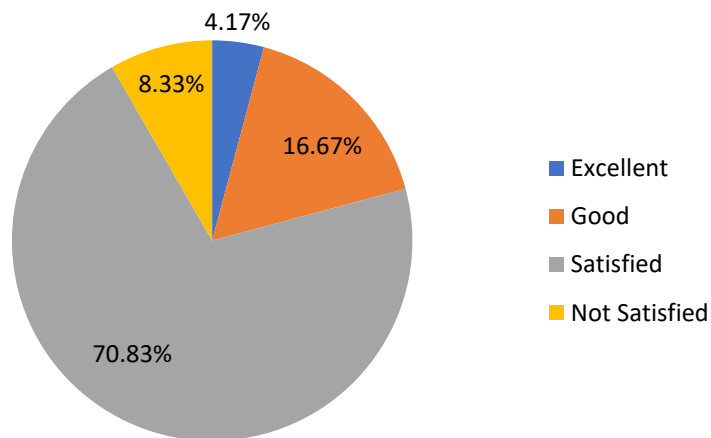
**Q1 Rate the syllabus of the courses that you have studied in relation to the competencies expected.**

|               | Frequency | Percent |
|---------------|-----------|---------|
| Excellent     | 1         | 4.2     |
| Good          | 4         | 16.7    |
| Satisfied     | 17        | 70.8    |
| Not Satisfied | 2         | 8.3     |
| Total         | 24        | 100     |



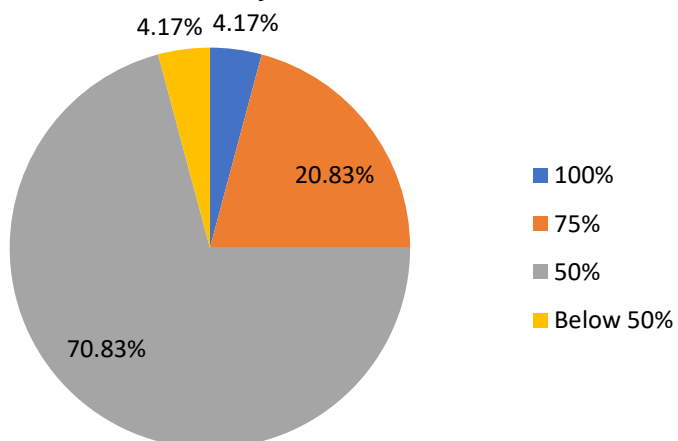
**Q2 Rate the relevance of the units in the syllabus of each course**

|               | Frequency | Percent |
|---------------|-----------|---------|
| Excellent     | 1         | 4.2     |
| Good          | 4         | 16.7    |
| Satisfied     | 17        | 70.8    |
| Not Satisfied | 2         | 8.3     |
| Total         | 24        | 100     |



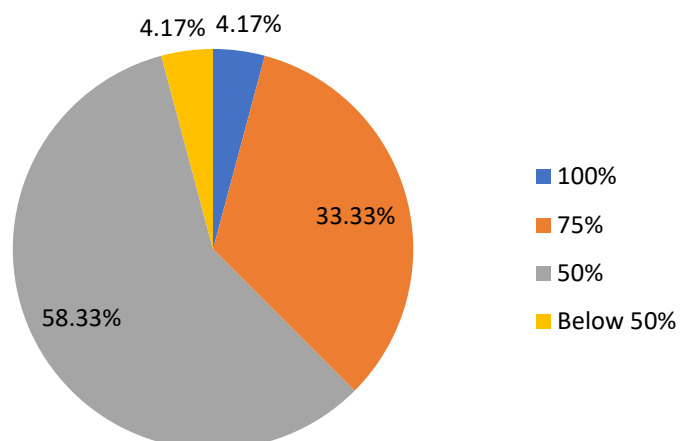
**Q3 Rate how the curriculum supports the required Practical skills in the Laboratory**

|           | Frequency | Percent |
|-----------|-----------|---------|
| 100%      | 1         | 4.2     |
| 75%       | 5         | 20.8    |
| 50%       | 17        | 70.8    |
| Below 50% | 1         | 4.2     |
| Total     | 24        | 100     |



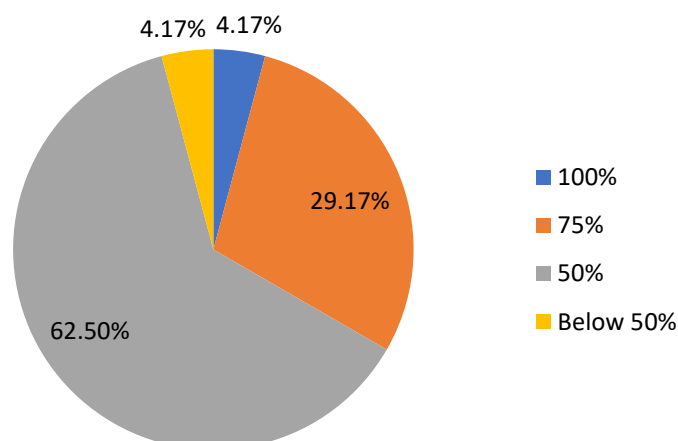
**Q4 Rate your curriculum in terms of providing the basic knowledge required for further Education.**

|           | Frequency | Percent |
|-----------|-----------|---------|
| 100%      | 1         | 4.2     |
| 75%       | 8         | 33.3    |
| 50%       | 14        | 58.3    |
| Below 50% | 1         | 4.2     |
| Total     | 24        | 100     |



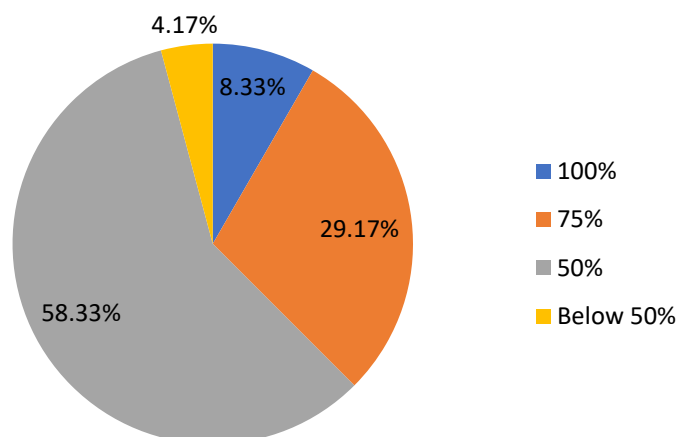
**Q5 How far your syllabus was useful to crack the CSIR/ UGC NET/APSET/GATE/..?**

|           | Frequency | Percent |
|-----------|-----------|---------|
| 100%      | 1         | 4.2     |
| 75%       | 7         | 29.2    |
| 50%       | 15        | 62.5    |
| Below 50% | 1         | 4.2     |
| Total     | 24        | 100     |



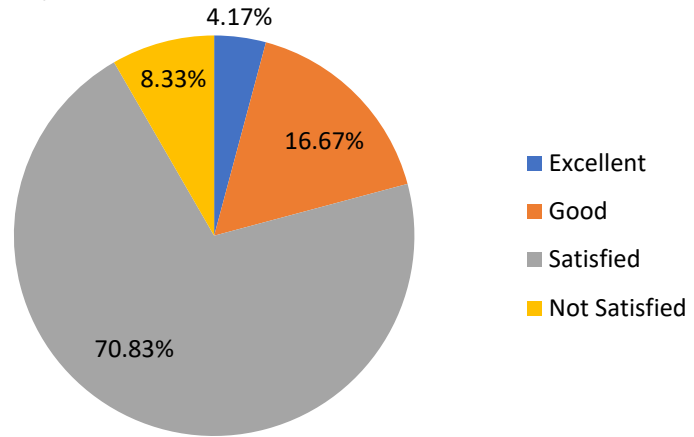
**Q6 Rate the Curriculum – in terms of providing employability after completion of the program.**

|           | Frequency | Percent |
|-----------|-----------|---------|
| 100%      | 2         | 8.3     |
| 75%       | 7         | 29.2    |
| 50%       | 14        | 58.3    |
| Below 50% | 1         | 4.2     |
| Total     | 24        | 100     |



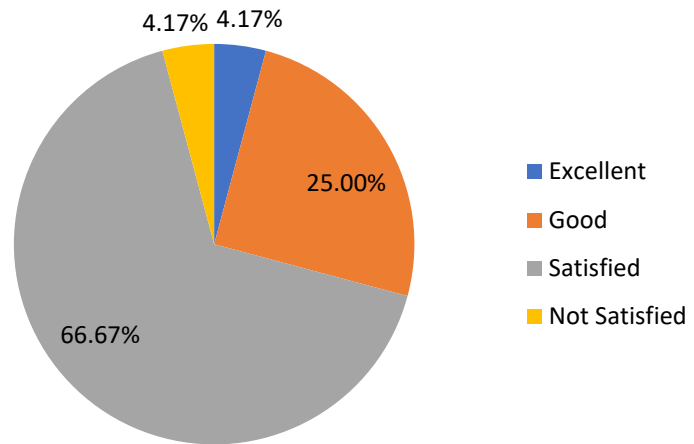
**Q7 Rate the curriculum in improving your knowledge in the subject studied?**

|               | Frequency | Percent |
|---------------|-----------|---------|
| Excellent     | 1         | 4.2     |
| Good          | 4         | 16.7    |
| Satisfied     | 17        | 70.8    |
| Not Satisfied | 2         | 8.3     |
| Total         | 24        | 100     |



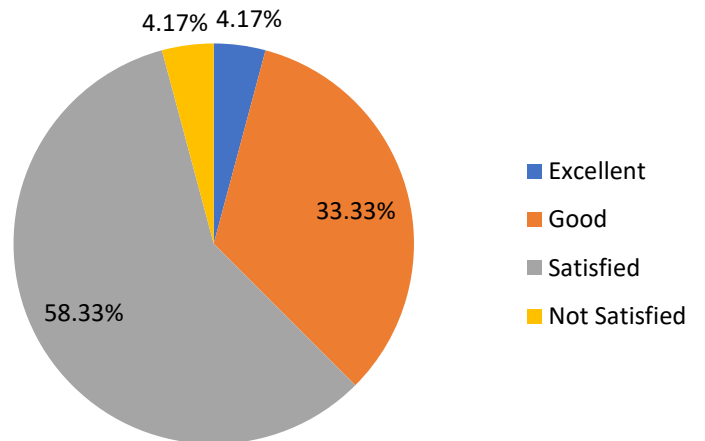
**Q8 Rate the curriculum in terms of content evolving from basic level to Advanced Level in the ascending order of semesters.**

|               | Frequency | Percent |
|---------------|-----------|---------|
| Excellent     | 1         | 4.2     |
| Good          | 6         | 25      |
| Satisfied     | 16        | 66.7    |
| Not Satisfied | 1         | 4.2     |
| Total         | 24        | 100     |



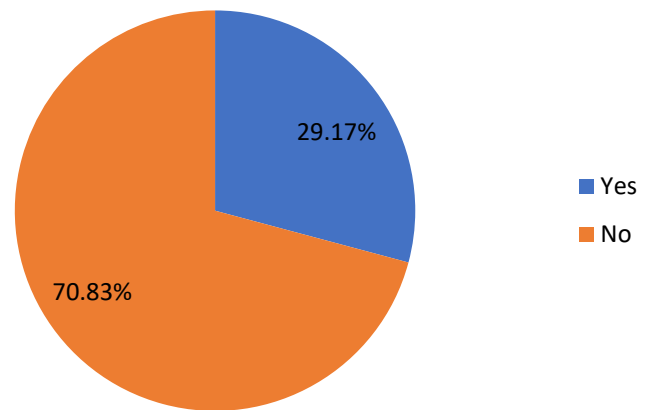
**Q9 What is your over all opinion regarding the existing Curriculum?**

|               | Frequency | Percent |
|---------------|-----------|---------|
| Excellent     | 1         | 4.2     |
| Good          | 8         | 33.3    |
| Satisfied     | 14        | 58.3    |
| Not Satisfied | 1         | 4.2     |
| Total         | 24        | 100     |



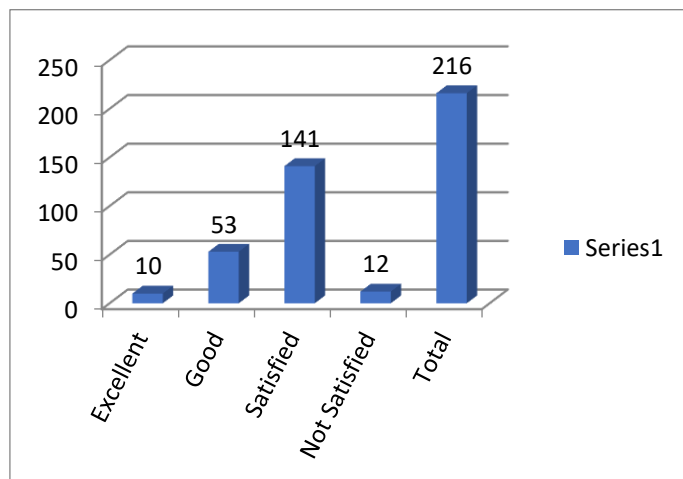
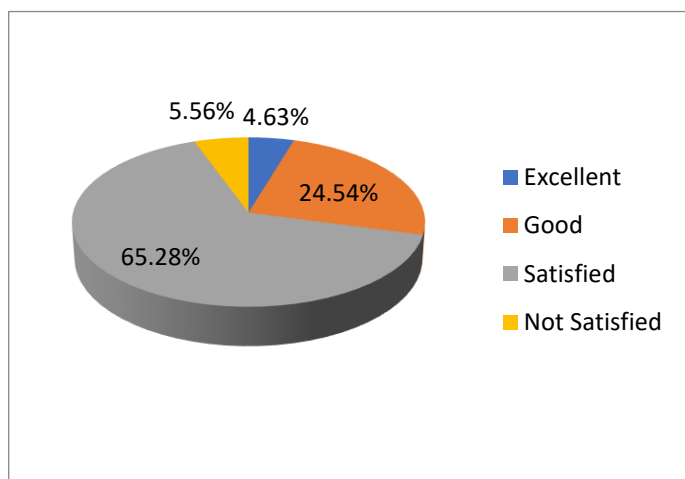
**Q10 Do you think there is a need to modify your syllabus? (Yes/No) If yes, specify what portion needs to be modified with justification.**

|     | Frequency | Percent |
|-----|-----------|---------|
| Yes | 7         | 29.2    |
| No  | 17        | 70.8    |



### Consolidated statement of analysis:

| S. No        | Question  | No. of students opined |             |                  |                            | Total no. of Responses |
|--------------|---|------------------------|-------------|------------------|----------------------------|------------------------|
|              |   | Excellent/ (100%)      | Good/ (75%) | Satisfied/ (50%) | Not Satisfied/ (Below 50%) |                        |
| 1.           | Rate the syllabus of the courses that you have studied in relation to the competencies expected.  | 1                      | 18          | 5                | 1                          | 25                     |
| 2.           | Rate the relevance of the units in the syllabus of each course.   | 4                      | 8           | 12               | 1                          | 25                     |
| 3.           | Rate how the curriculum supports the required Practical skills in the Laboratory  | 6                      | 3           | 15               | 1                          | 25                     |
| 4.           | Rate your curriculum in terms of providing the basic knowledge required for further Education.  | 1                      | 13          | 10               | 1                          | 25                     |
| 5.           | How far your syllabus was useful to crack the CSIR/ UGC NET/APSET/GATE/..?  | 4                      | 3           | 17               | 1                          | 25                     |
| 6.           | Rate the Curriculum – in terms of providing employability after completion of the program.  | 2                      | 10          | 12               | 1                          | 25                     |
| 7.           | Rate the curriculum in improving your knowledge in the subject studied?   | 3                      | 10          | 11               | 1                          | 25                     |
| 8.           | Rate the curriculum in terms of content evolving from basic level to Advanced Level in the ascending order of semesters.                | 3                      | 4           | 16               | 2                          | 25                     |
| 9.           | What is your over all opinion regarding the existing Curriculum?  | 2                      | 7           | 15               | 1                          | 25                     |
| <b>TOTAL</b> |   | <b>26</b>              | <b>76</b>   | <b>113</b>       | <b>10</b>                  | <b>225</b>             |
| 10.          | Do you think there is a need to modify your syllabus? (Yes/No)<br>If yes, specify what portion needs to be modified with justification. | YES: 2                 |             | NO: 23           |                            | 25                     |



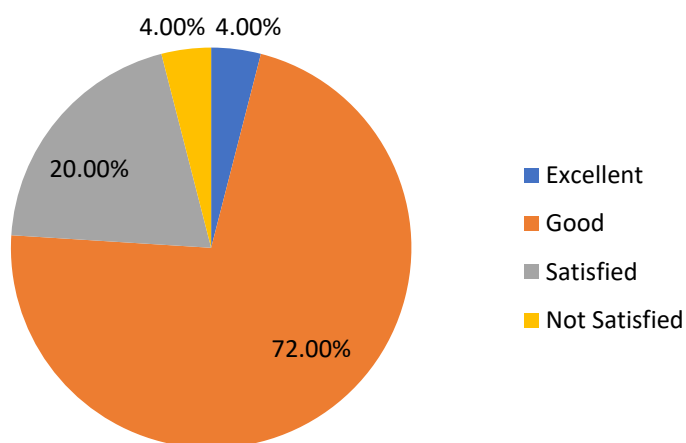


**Program Name: M.Com**

For the academic year 2017-18 feedback was received from 25 numbers of students for the program M.Com which are then analyzed and the analysis report is prepared and presented.

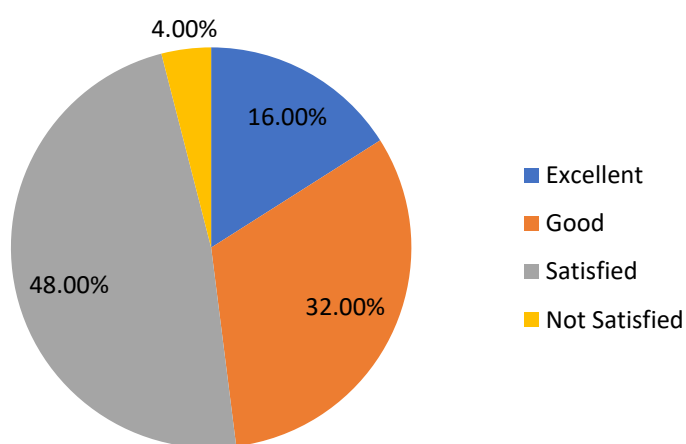
**Q1 Rate the syllabus of the courses that you have studied in relation to the competencies expected.**

|               | Frequency | Percent |
|---------------|-----------|---------|
| Excellent     | 1         | 4.0     |
| Good          | 18        | 72.0    |
| Satisfied     | 5         | 20.0    |
| Not Satisfied | 1         | 4.0     |
| Total         | 25        | 100.0   |



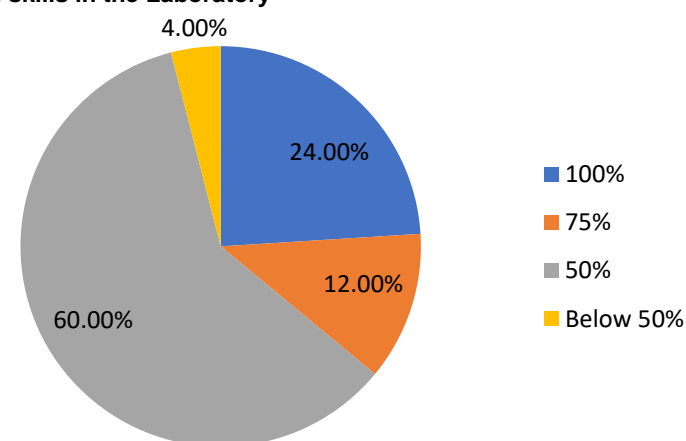
**Q2 Rate the relevance of the units in the syllabus of each course**

|               | Frequency | Percent |
|---------------|-----------|---------|
| Excellent     | 4         | 16.0    |
| Good          | 8         | 32.0    |
| Satisfied     | 12        | 48.0    |
| Not Satisfied | 1         | 4.0     |
| Total         | 25        | 100.0   |



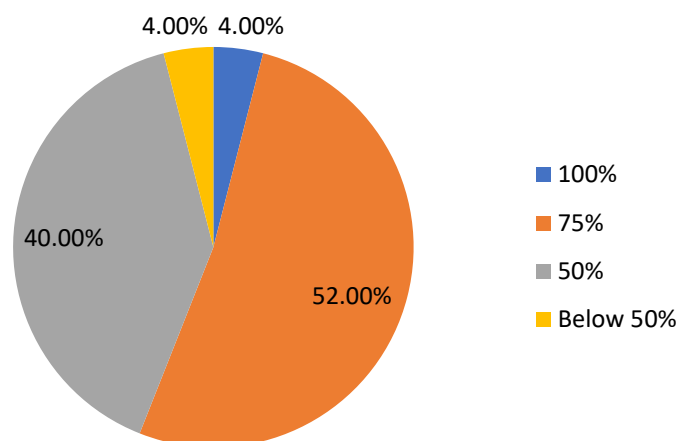
**Q3 Rate how the curriculum supports the required Practical skills in the Laboratory**

|           | Frequency | Percent |
|-----------|-----------|---------|
| 100%      | 6         | 24.0    |
| 75%       | 3         | 12.0    |
| 50%       | 15        | 60.0    |
| Below 50% | 1         | 4.0     |
| Total     | 25        | 100.0   |



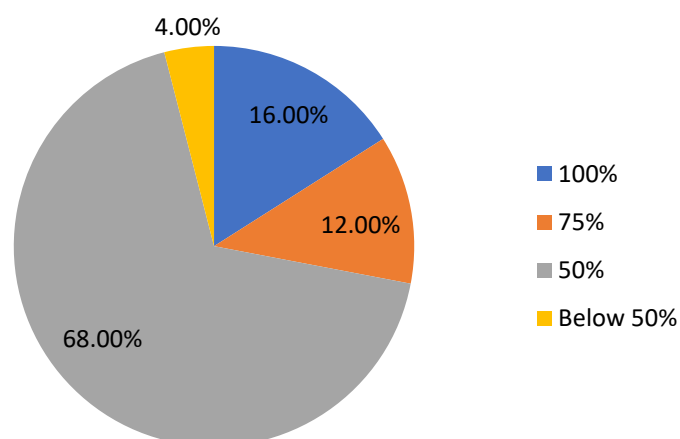
**Q4 Rate your curriculum in terms of providing the basic knowledge required for further Education.**

|           | Frequency | Percent |
|-----------|-----------|---------|
| 100%      | 1         | 4.0     |
| 75%       | 13        | 52.0    |
| 50%       | 10        | 40.0    |
| Below 50% | 1         | 4.0     |
| Total     | 25        | 100.0   |



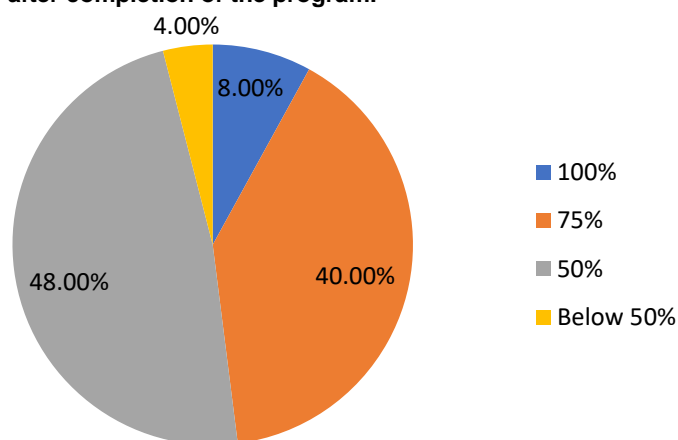
**Q5 How far your syllabus was useful to crack the CSIR/ UGC NET/APSET/GATE/..?**

|           | Frequency | Percent |
|-----------|-----------|---------|
| 100%      | 4         | 16.0    |
| 75%       | 3         | 12.0    |
| 50%       | 17        | 68.0    |
| Below 50% | 1         | 4.0     |
| Total     | 25        | 100.0   |



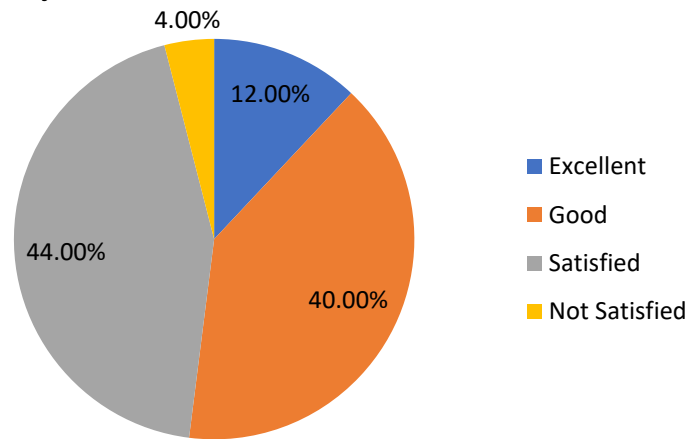
**Q6 Rate the Curriculum – in terms of providing employability after completion of the program.**

|           | Frequency | Percent |
|-----------|-----------|---------|
| 100%      | 2         | 8.0     |
| 75%       | 10        | 40.0    |
| 50%       | 12        | 48.0    |
| Below 50% | 1         | 4.0     |
| Total     | 25        | 100.0   |



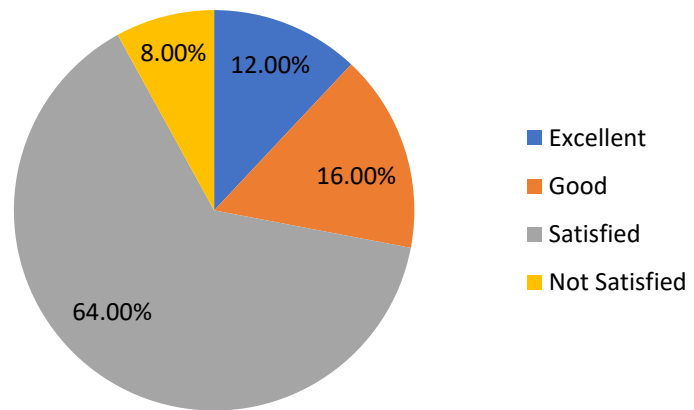
**Q7 Rate the curriculum in improving your knowledge in the subject studied?**

|               | Frequency | Percent |
|---------------|-----------|---------|
| Excellent     | 3         | 12.0    |
| Good          | 10        | 40.0    |
| Satisfied     | 11        | 44.0    |
| Not Satisfied | 1         | 4.0     |
| Total         | 25        | 100.0   |



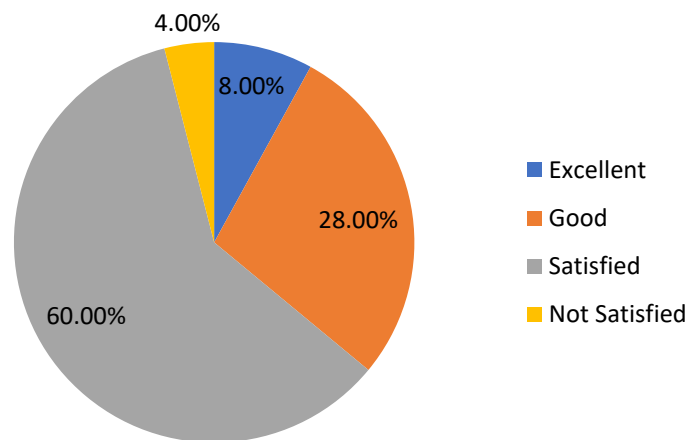
**Q8 Rate the curriculum in terms of content evolving from basic level to Advanced Level in the ascending order of semesters.**

|               | Frequency | Percent |
|---------------|-----------|---------|
| Excellent     | 3         | 12.0    |
| Good          | 4         | 16.0    |
| Satisfied     | 16        | 64.0    |
| Not Satisfied | 2         | 8.0     |
| Total         | 25        | 100.0   |



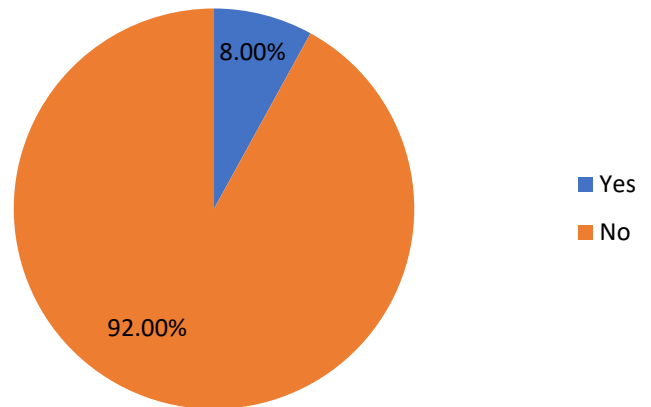
**Q9 What is your over all opinion regarding the existing Curriculum?**

|               | Frequency | Percent |
|---------------|-----------|---------|
| Excellent     | 2         | 8.0     |
| Good          | 7         | 28.0    |
| Satisfied     | 15        | 60.0    |
| Not Satisfied | 1         | 4.0     |
| Total         | 25        | 100.0   |



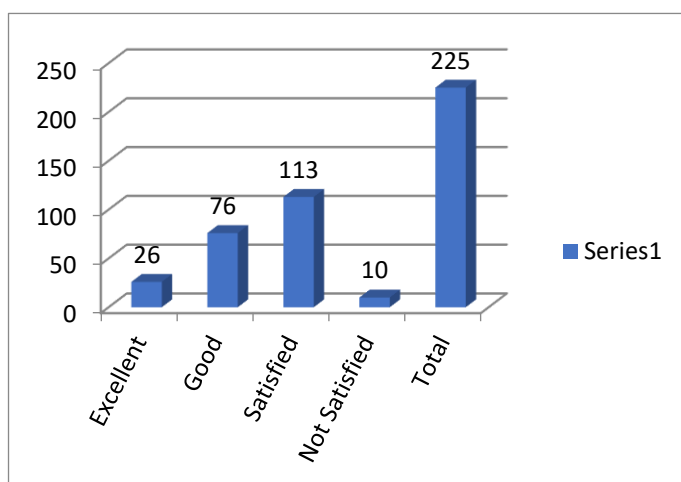
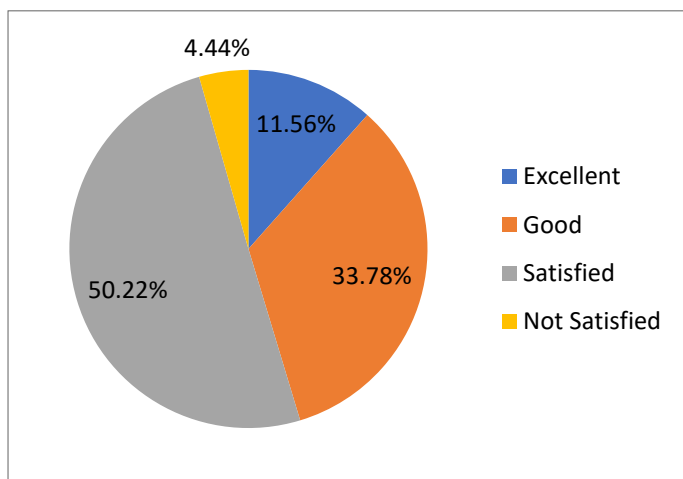
**Q10 Do you think there is a need to modify your syllabus? (Yes/No) If yes, specify what portion needs to be modified with justification.**

|       | Frequency | Percent |
|-------|-----------|---------|
| Yes   | 2         | 8.0     |
| No    | 23        | 92.0    |
| Total | 25        | 100.0   |



### Consolidated statement of analysis:

| S. No        | Question  | No. of students opined |             |                  |                            | Total no. of Responses |
|--------------|---|------------------------|-------------|------------------|----------------------------|------------------------|
|              |   | Excellent/ (100%)      | Good/ (75%) | Satisfied/ (50%) | Not Satisfied/ (Below 50%) |                        |
| 1.           | Rate the syllabus of the courses that you have studied in relation to the competencies expected.  | 1                      | 18          | 5                | 1                          | 25                     |
| 2.           | Rate the relevance of the units in the syllabus of each course.   | 4                      | 8           | 12               | 1                          | 25                     |
| 3.           | Rate how the curriculum supports the required Practical skills in the Laboratory  | 6                      | 3           | 15               | 1                          | 25                     |
| 4.           | Rate your curriculum in terms of providing the basic knowledge required for further Education.  | 1                      | 13          | 10               | 1                          | 25                     |
| 5.           | How far your syllabus was useful to crack the CSIR/ UGC NET/APSET/GATE/..?  | 4                      | 3           | 17               | 1                          | 25                     |
| 6.           | Rate the Curriculum – in terms of providing employability after completion of the program.  | 2                      | 10          | 12               | 1                          | 25                     |
| 7.           | Rate the curriculum in improving your knowledge in the subject studied?   | 3                      | 10          | 11               | 1                          | 25                     |
| 8.           | Rate the curriculum in terms of content evolving from basic level to Advanced Level in the ascending order of semesters.                | 3                      | 4           | 16               | 2                          | 25                     |
| 9.           | What is your over all opinion regarding the existing Curriculum?  | 2                      | 7           | 15               | 1                          | 25                     |
| <b>TOTAL</b> |   | <b>26</b>              | <b>76</b>   | <b>113</b>       | <b>10</b>                  | <b>225</b>             |
| 10.          | Do you think there is a need to modify your syllabus? (Yes/No)<br>If yes, specify what portion needs to be modified with justification. | YES: 2                 |             | NO: 23           |                            | 25                     |

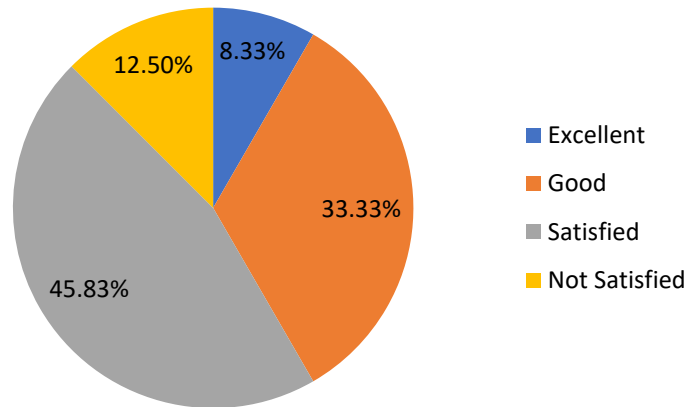


**Program Name: MBA**

For the academic year 2017-18 feedback was received from 24 numbers of students for the program MBA which are then analyzed and the analysis report is prepared and presented.

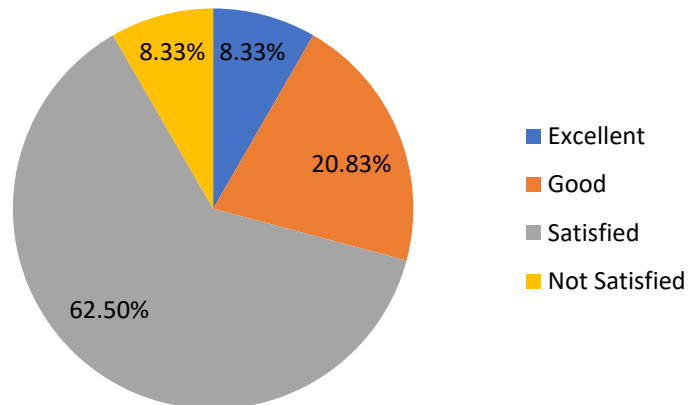
**Q1 Rate the syllabus of the courses that you have studied in relation to the competencies expected.**

|               | Frequency | Percent |
|---------------|-----------|---------|
| Excellent     | 2         | 8.3     |
| Good          | 8         | 33.3    |
| Satisfied     | 11        | 45.8    |
| Not Satisfied | 3         | 12.5    |
| Total         | 24        | 100.0   |



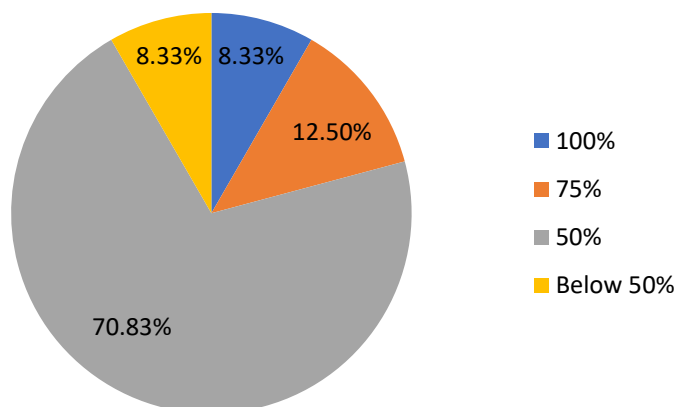
**Q2 Rate the relevance of the units in the syllabus of each course**

|               | Frequency | Percent |
|---------------|-----------|---------|
| Excellent     | 2         | 8.3     |
| Good          | 5         | 20.8    |
| Satisfied     | 15        | 62.5    |
| Not Satisfied | 2         | 8.3     |
| Total         | 24        | 100.0   |



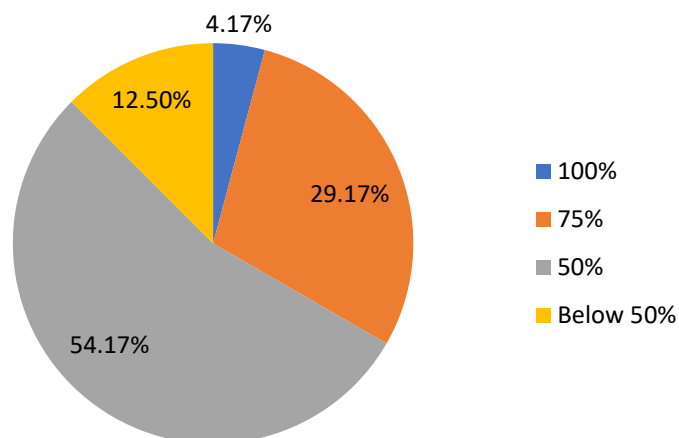
**Q3 Rate how the curriculum supports the required Practical skills in the Laboratory**

|           | Frequency | Percent |
|-----------|-----------|---------|
| 100%      | 2         | 8.3     |
| 75%       | 3         | 12.5    |
| 50%       | 17        | 70.8    |
| Below 50% | 2         | 8.3     |
| Total     | 24        | 100.0   |



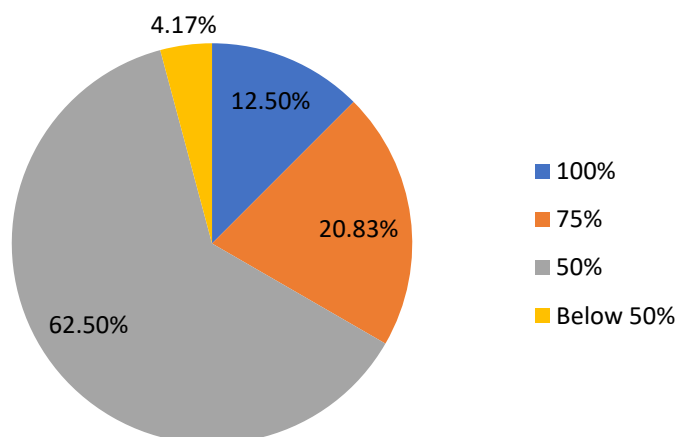
**Q4 Rate your curriculum in terms of providing the basic knowledge required for further Education.**

|           | Frequency | Percent |
|-----------|-----------|---------|
| 100%      | 1         | 4.2     |
| 75%       | 7         | 29.2    |
| 50%       | 13        | 54.2    |
| Below 50% | 3         | 12.5    |
| Total     | 24        | 100.0   |



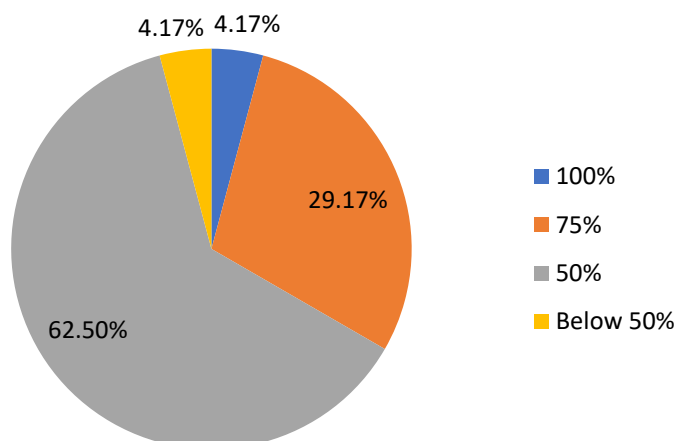
**Q5 How far your syllabus was useful to crack the CSIR/ UGC NET/APSET/GATE/..?**

|           | Frequency | Percent |
|-----------|-----------|---------|
| 100%      | 3         | 12.5    |
| 75%       | 5         | 20.8    |
| 50%       | 15        | 62.5    |
| Below 50% | 1         | 4.2     |
| Total     | 24        | 100.0   |



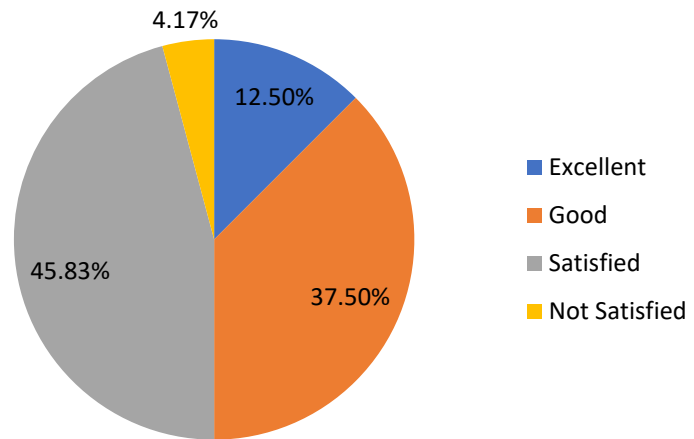
**Q6 Rate the Curriculum – in terms of providing employability after completion of the program.**

|           | Frequency | Percent |
|-----------|-----------|---------|
| 100%      | 1         | 4.2     |
| 75%       | 7         | 29.2    |
| 50%       | 15        | 62.5    |
| Below 50% | 1         | 4.2     |
| Total     | 24        | 100.0   |



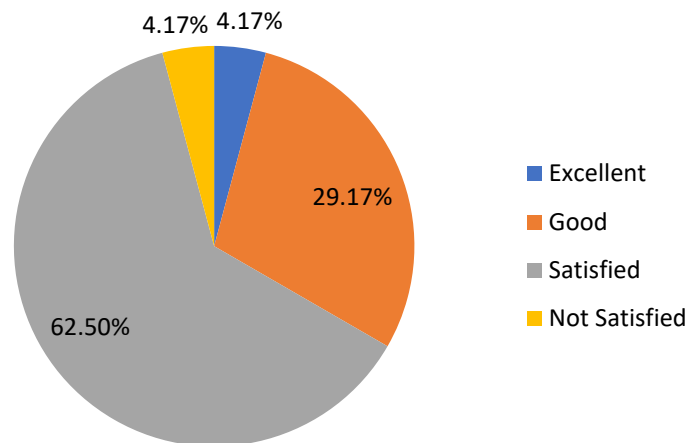
**Q7 Rate the curriculum in improving your knowledge in the subject studied?**

|               | Frequency | Percent |
|---------------|-----------|---------|
| Excellent     | 3         | 12.5    |
| Good          | 9         | 37.5    |
| Satisfied     | 11        | 45.8    |
| Not Satisfied | 1         | 4.2     |
| Total         | 24        | 100.0   |



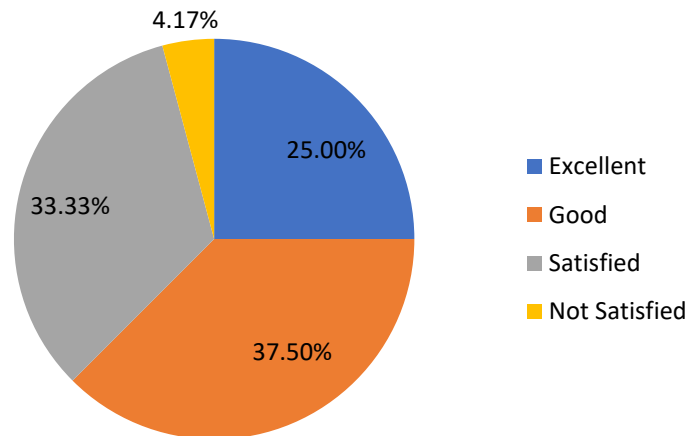
**Q8 Rate the curriculum in terms of content evolving from basic level to Advanced Level in the ascending order of semesters.**

|               | Frequency | Percent |
|---------------|-----------|---------|
| Excellent     | 1         | 4.2     |
| Good          | 7         | 29.2    |
| Satisfied     | 15        | 62.5    |
| Not Satisfied | 1         | 4.2     |
| Total         | 24        | 100.0   |



**Q9 What is your over all opinion regarding the existing Curriculum?**

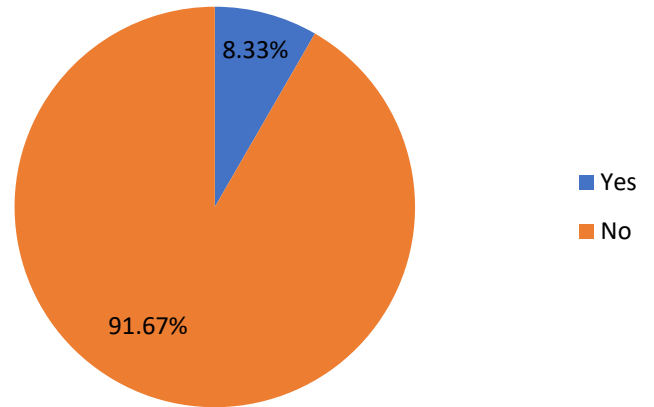
|               | Frequency | Percent |
|---------------|-----------|---------|
| Excellent     | 6         | 25.0    |
| Good          | 9         | 37.5    |
| Satisfied     | 8         | 33.3    |
| Not Satisfied | 1         | 4.2     |
| Total         | 24        | 100.0   |





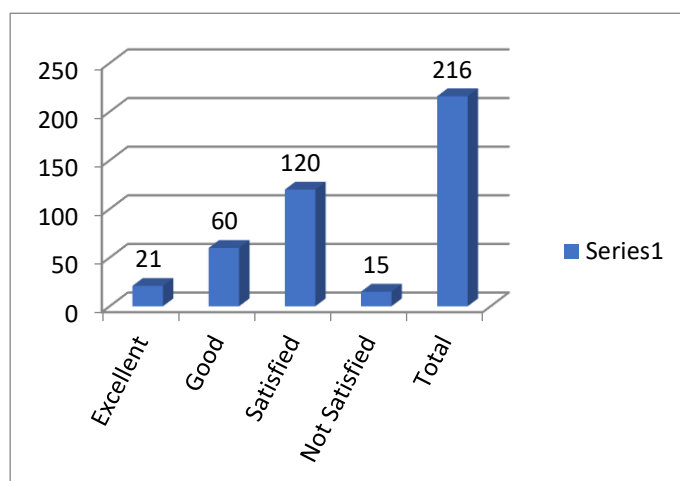
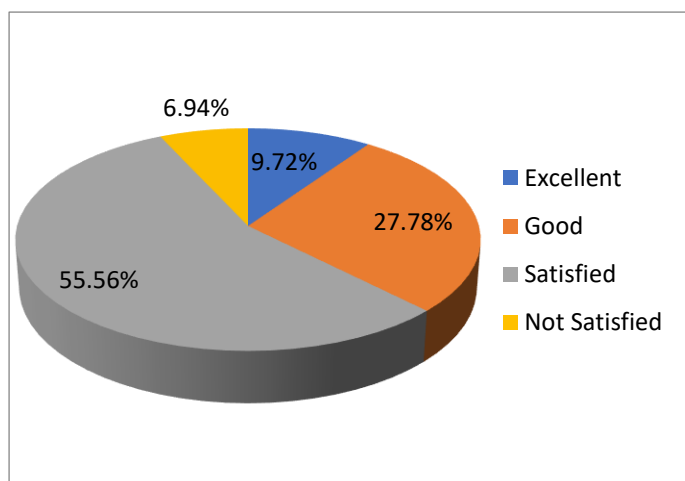
**Q10 Do you think there is a need to modify your syllabus? (Yes/No) If yes, specify what portion needs to be modified with justification.**

|       | Frequency | Percent |
|-------|-----------|---------|
| Yes   | 2         | 8.3     |
| No    | 22        | 91.7    |
| Total | 24        | 100.0   |



### Consolidated statement of analysis:

| S. No        | Question  | No. of students opined |             |                  |                            | Total no. of Responses |
|--------------|---|------------------------|-------------|------------------|----------------------------|------------------------|
|              |   | Excellent/ (100%)      | Good/ (75%) | Satisfied/ (50%) | Not Satisfied/ (Below 50%) |                        |
| 1.           | Rate the syllabus of the courses that you have studied in relation to the competencies expected.  | 2                      | 8           | 11               | 3                          | 24                     |
| 2.           | Rate the relevance of the units in the syllabus of each course.   | 2                      | 5           | 15               | 2                          | 24                     |
| 3.           | Rate how the curriculum supports the required Practical skills in the Laboratory  | 2                      | 3           | 17               | 2                          | 24                     |
| 4.           | Rate your curriculum in terms of providing the basic knowledge required for further Education.  | 1                      | 7           | 13               | 3                          | 24                     |
| 5.           | How far your syllabus was useful to crack the CSIR/ UGC NET/APSET/GATE/..?  | 3                      | 5           | 15               | 1                          | 24                     |
| 6.           | Rate the Curriculum – in terms of providing employability after completion of the program.  | 1                      | 7           | 15               | 1                          | 24                     |
| 7.           | Rate the curriculum in improving your knowledge in the subject studied?   | 3                      | 9           | 11               | 1                          | 24                     |
| 8.           | Rate the curriculum in terms of content evolving from basic level to Advanced Level in the ascending order of semesters.                | 1                      | 7           | 15               | 1                          | 24                     |
| 9.           | What is your over all opinion regarding the existing Curriculum?  | 6                      | 9           | 8                | 1                          | 24                     |
| <b>TOTAL</b> |   | <b>21</b>              | <b>60</b>   | <b>120</b>       | <b>15</b>                  | <b>216</b>             |
| 10.          | Do you think there is a need to modify your syllabus? (Yes/No)<br>If yes, specify what portion needs to be modified with justification. | YES: 2                 |             | NO: 22           |                            | 24                     |

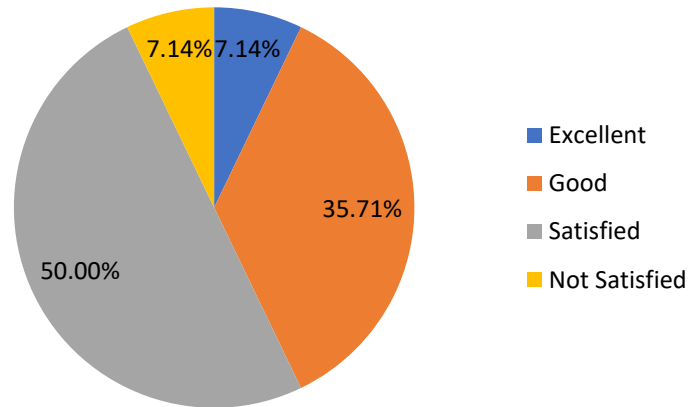


**Program Name: MBT**

For the academic year 2017-18 feedback was received from 14 numbers of students for the program MBT which are then analyzed and the analysis report is prepared and presented.

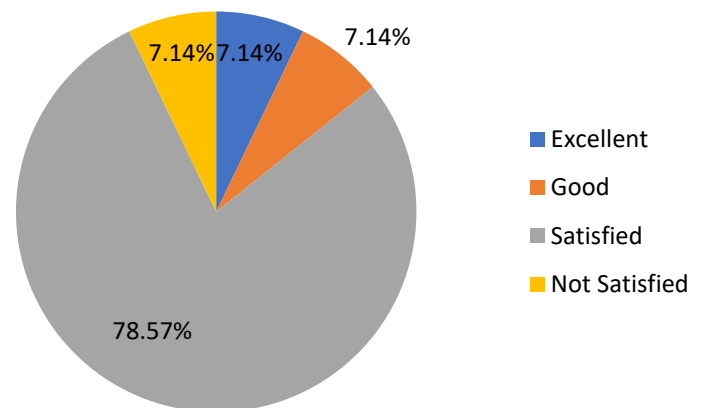
**Q1 Rate the syllabus of the courses that you have studied in relation to the competencies expected.**

|               | Frequency | Percent |
|---------------|-----------|---------|
| Excellent     | 1         | 7.1     |
| Good          | 5         | 35.7    |
| Satisfied     | 7         | 50.0    |
| Not Satisfied | 1         | 7.1     |
| Total         | 14        | 100.0   |



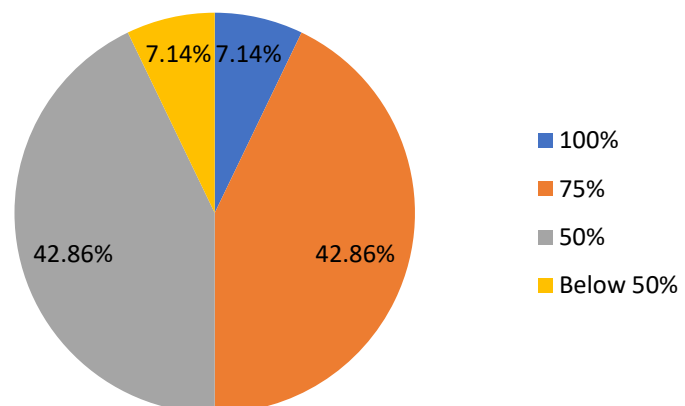
**Q2 Rate the relevance of the units in the syllabus of each course**

|               | Frequency | Percent |
|---------------|-----------|---------|
| Excellent     | 1         | 7.1     |
| Good          | 1         | 7.1     |
| Satisfied     | 11        | 78.6    |
| Not Satisfied | 1         | 7.1     |
| Total         | 14        | 100.0   |



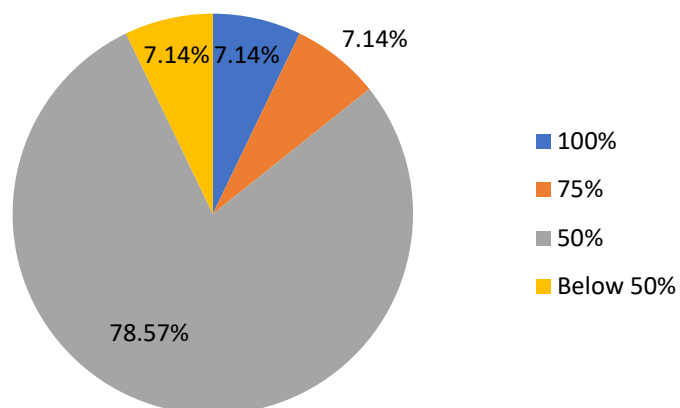
**Q3 Rate how the curriculum supports the required Practical skills in the Laboratory**

|           | Frequency | Percent |
|-----------|-----------|---------|
| 100%      | 1         | 7.1     |
| 75%       | 6         | 42.9    |
| 50%       | 6         | 42.9    |
| Below 50% | 1         | 7.1     |
| Total     | 14        | 100.0   |



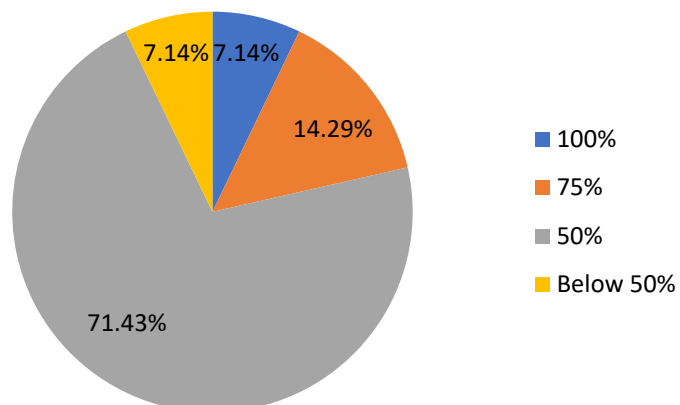
**Q4 Rate your curriculum in terms of providing the basic knowledge required for further Education.**

|           | Frequency | Percent |
|-----------|-----------|---------|
| 100%      | 1         | 7.1     |
| 75%       | 1         | 7.1     |
| 50%       | 11        | 78.6    |
| Below 50% | 1         | 7.1     |
| Total     | 14        | 100.0   |



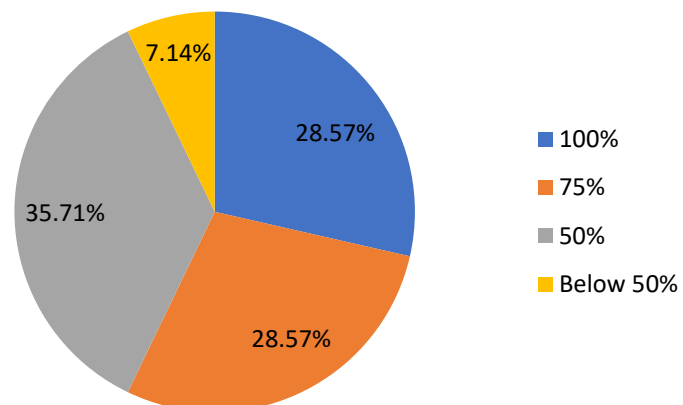
**Q5 How far your syllabus was useful to crack the CSIR/ UGC NET/APSET/GATE/..?**

|           | Frequency | Percent |
|-----------|-----------|---------|
| 100%      | 1         | 7.1     |
| 75%       | 2         | 14.3    |
| 50%       | 10        | 71.4    |
| Below 50% | 1         | 7.1     |
| Total     | 14        | 100.0   |



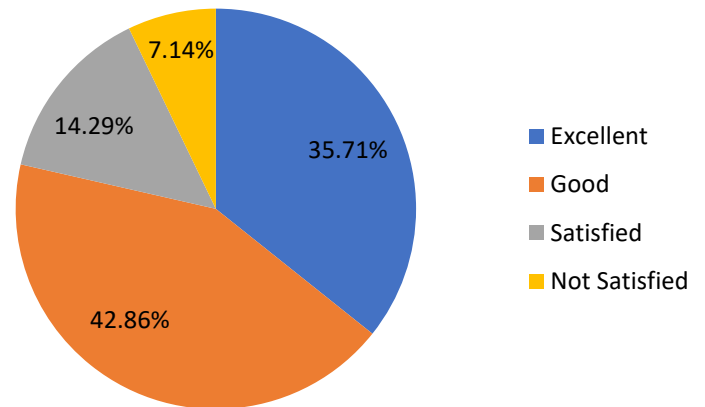
**Q6 Rate the Curriculum – in terms of providing employability after completion of the program.**

|           | Frequency | Percent |
|-----------|-----------|---------|
| 100%      | 4         | 28.6    |
| 75%       | 4         | 28.6    |
| 50%       | 5         | 35.7    |
| Below 50% | 1         | 7.1     |
| Total     | 14        | 100.0   |



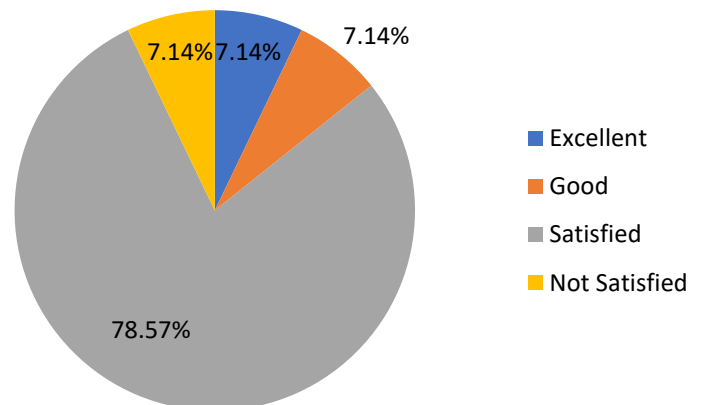
**Q7 Rate the curriculum in improving your knowledge in the subject studied?**

|               | Frequency | Percent |
|---------------|-----------|---------|
| Excellent     | 5         | 35.7    |
| Good          | 6         | 42.9    |
| Satisfied     | 2         | 14.3    |
| Not Satisfied | 1         | 7.1     |
| Total         | 14        | 100.0   |



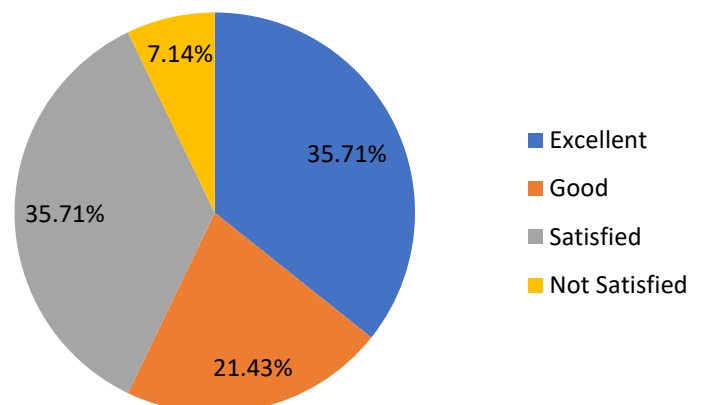
**Q8 Rate the curriculum in terms of content evolving from basic level to Advanced Level in the ascending order of semesters.**

|               | Frequency | Percent |
|---------------|-----------|---------|
| Excellent     | 1         | 7.1     |
| Good          | 1         | 7.1     |
| Satisfied     | 11        | 78.6    |
| Not Satisfied | 1         | 7.1     |
| Total         | 14        | 100.0   |



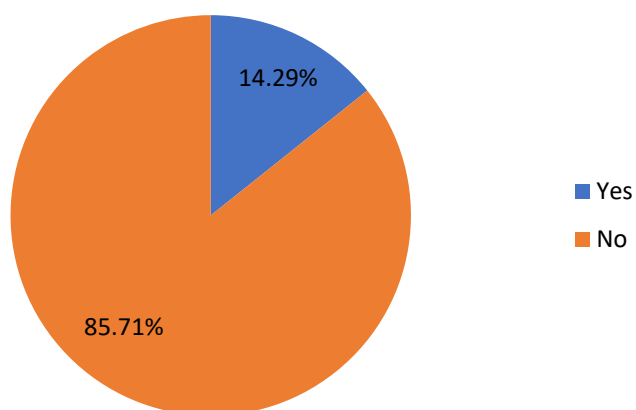
**Q9 What is your over all opinion regarding the existing Curriculum?**

|               | Frequency | Percent |
|---------------|-----------|---------|
| Excellent     | 5         | 35.7    |
| Good          | 3         | 21.4    |
| Satisfied     | 5         | 35.7    |
| Not Satisfied | 1         | 7.1     |
| Total         | 14        | 100.0   |



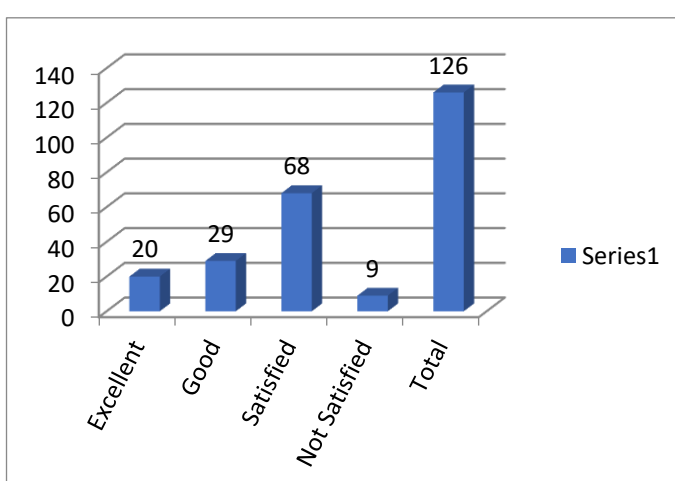
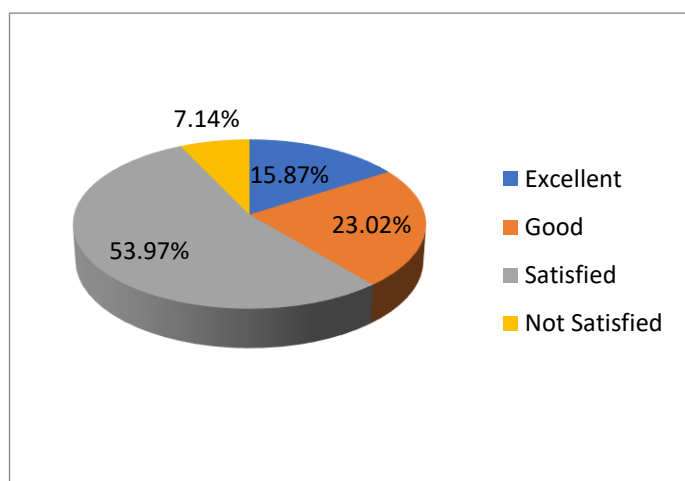
**Q10 Do you think there is a need to modify your syllabus? (Yes/No) If yes, specify what portion needs to be modified with justification.**

|       | Frequency | Percent |
|-------|-----------|---------|
| Yes   | 2         | 14.3    |
| No    | 12        | 85.7    |
| Total | 14        | 100.0   |



### Consolidated statement of analysis:

| S. No        | Question  | No. of students opined |             |                  |                            | Total no. of Responses |
|--------------|---|------------------------|-------------|------------------|----------------------------|------------------------|
|              |   | Excellent/ (100%)      | Good/ (75%) | Satisfied/ (50%) | Not Satisfied/ (Below 50%) |                        |
| 1.           | Rate the syllabus of the courses that you have studied in relation to the competencies expected.  | 1                      | 5           | 7                | 1                          | 14                     |
| 2.           | Rate the relevance of the units in the syllabus of each course.   | 1                      | 1           | 11               | 1                          | 14                     |
| 3.           | Rate how the curriculum supports the required Practical skills in the Laboratory  | 1                      | 6           | 6                | 1                          | 14                     |
| 4.           | Rate your curriculum in terms of providing the basic knowledge required for further Education.  | 1                      | 1           | 11               | 1                          | 14                     |
| 5.           | How far your syllabus was useful to crack the CSIR/ UGC NET/APSET/GATE/..?  | 1                      | 2           | 10               | 1                          | 14                     |
| 6.           | Rate the Curriculum – in terms of providing employability after completion of the program.  | 4                      | 4           | 5                | 1                          | 14                     |
| 7.           | Rate the curriculum in improving your knowledge in the subject studied?   | 5                      | 6           | 2                | 1                          | 14                     |
| 8.           | Rate the curriculum in terms of content evolving from basic level to Advanced Level in the ascending order of semesters.                | 1                      | 1           | 11               | 1                          | 14                     |
| 9.           | What is your over all opinion regarding the existing Curriculum?  | 5                      | 3           | 5                | 1                          | 14                     |
| <b>TOTAL</b> |   | <b>20</b>              | <b>29</b>   | <b>68</b>        | <b>9</b>                   | <b>126</b>             |
| 10.          | Do you think there is a need to modify your syllabus? (Yes/No)<br>If yes, specify what portion needs to be modified with justification. | YES: 2                 |             | NO: 12           |                            | 14                     |

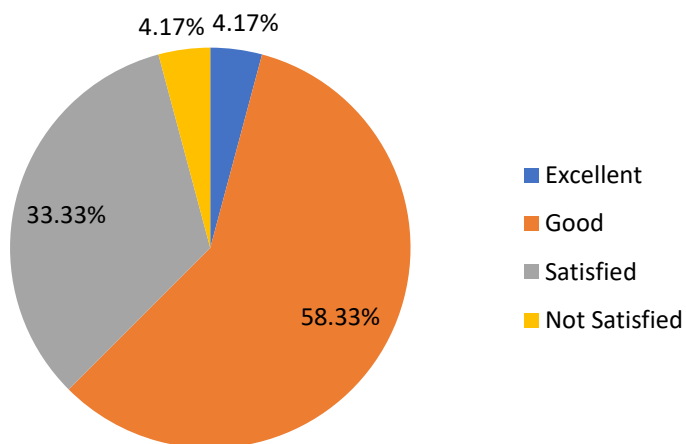


**Program Name:** Political Science

For the academic year 2017-18 feedback was received from 24 numbers of students for the program Political Science which are then analyzed and the analysis report is prepared and presented.

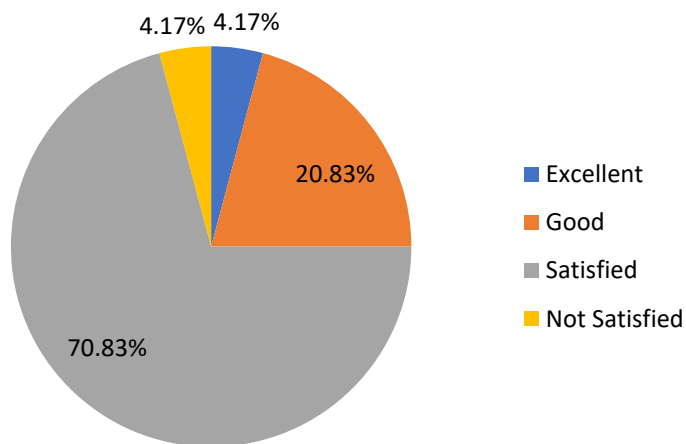
**Q1 Rate the syllabus of the courses that you have studied in relation to the competencies expected.**

|               | Frequency | Percent |
|---------------|-----------|---------|
| Excellent     | 1         | 4.2     |
| Good          | 14        | 58.3    |
| Satisfied     | 8         | 33.3    |
| Not Satisfied | 1         | 4.2     |
| Total         | 24        | 100.0   |



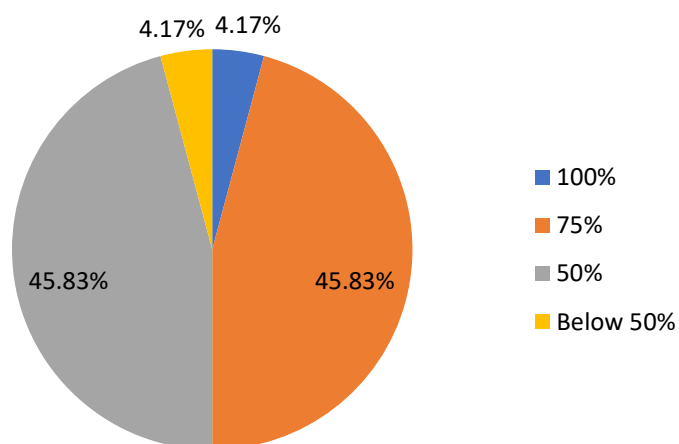
**Q2 Rate the relevance of the units in the syllabus of each course**

|               | Frequency | Percent |
|---------------|-----------|---------|
| Excellent     | 1         | 4.2     |
| Good          | 5         | 20.8    |
| Satisfied     | 17        | 70.8    |
| Not Satisfied | 1         | 4.2     |
| Total         | 24        | 100.0   |



**Q3 Rate how the curriculum supports the required Practical skills in the Laboratory**

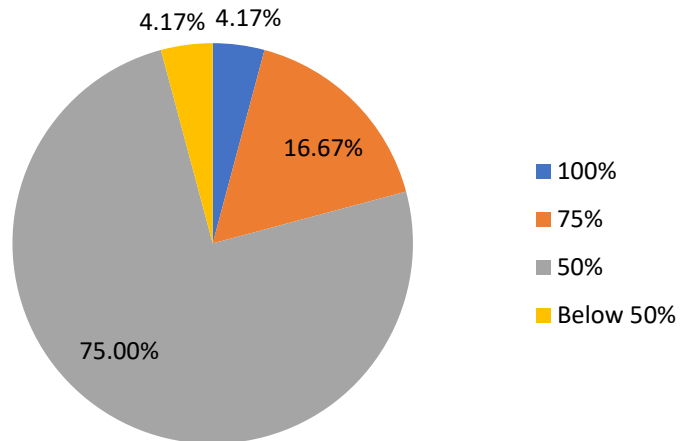
|           | Frequency | Percent |
|-----------|-----------|---------|
| 100%      | 1         | 4.2     |
| 75%       | 11        | 45.8    |
| 50%       | 11        | 45.8    |
| Below 50% | 1         | 4.2     |
| Total     | 24        | 100.0   |





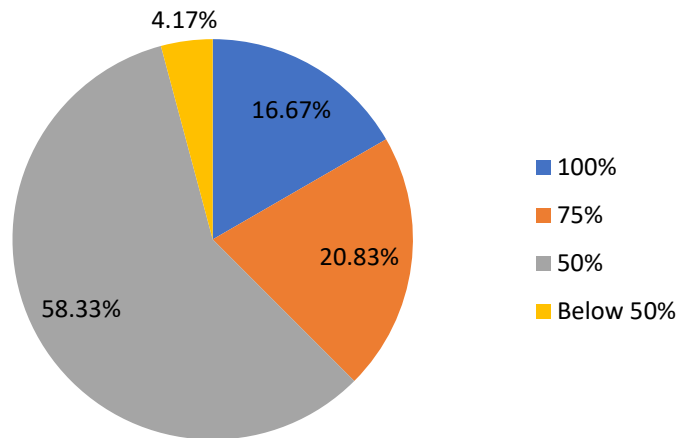
**Q4 Rate your curriculum in terms of providing the basic knowledge required for further Education.**

|           | Frequency | Percent |
|-----------|-----------|---------|
| 100%      | 1         | 4.2     |
| 75%       | 4         | 16.7    |
| 50%       | 18        | 75.0    |
| Below 50% | 1         | 4.2     |
| Total     | 24        | 100.0   |



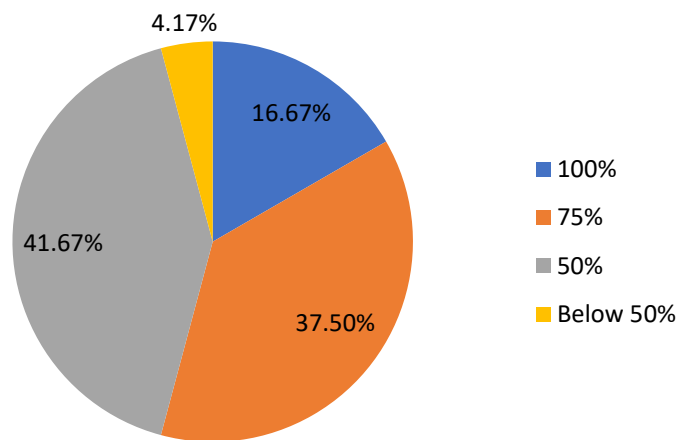
**Q5 How far your syllabus was useful to crack the CSIR/ UGC NET/APSET/GATE/..?**

|           | Frequency | Percent |
|-----------|-----------|---------|
| 100%      | 4         | 16.7    |
| 75%       | 5         | 20.8    |
| 50%       | 14        | 58.3    |
| Below 50% | 1         | 4.2     |
| Total     | 24        | 100.0   |



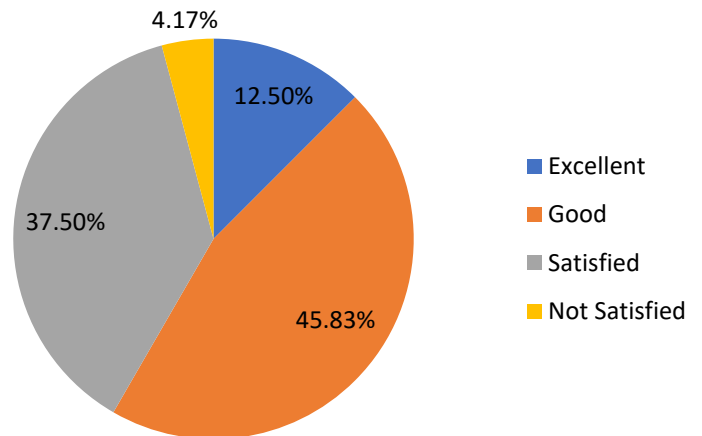
**Q6 Rate the Curriculum – in terms of providing employability after completion of the program.**

|           | Frequency | Percent |
|-----------|-----------|---------|
| 100%      | 4         | 16.7    |
| 75%       | 9         | 37.5    |
| 50%       | 10        | 41.7    |
| Below 50% | 1         | 4.2     |
| Total     | 24        | 100.0   |



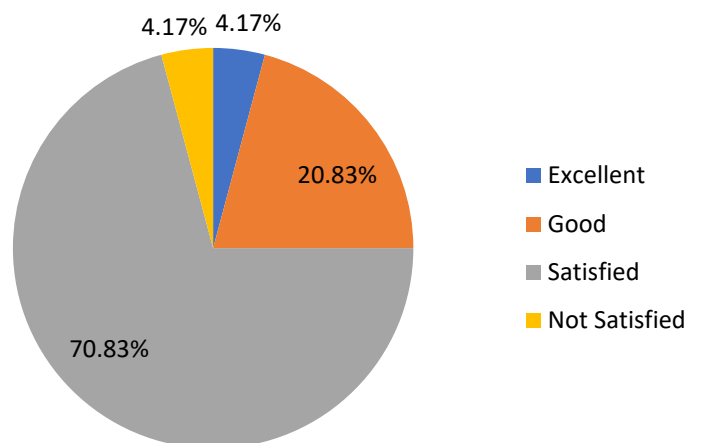
**Q7 Rate the curriculum in improving your knowledge in the subject studied?**

|               | Frequency | Percent |
|---------------|-----------|---------|
| Excellent     | 3         | 12.5    |
| Good          | 11        | 45.8    |
| Satisfied     | 9         | 37.5    |
| Not Satisfied | 1         | 4.2     |
| Total         | 24        | 100.0   |



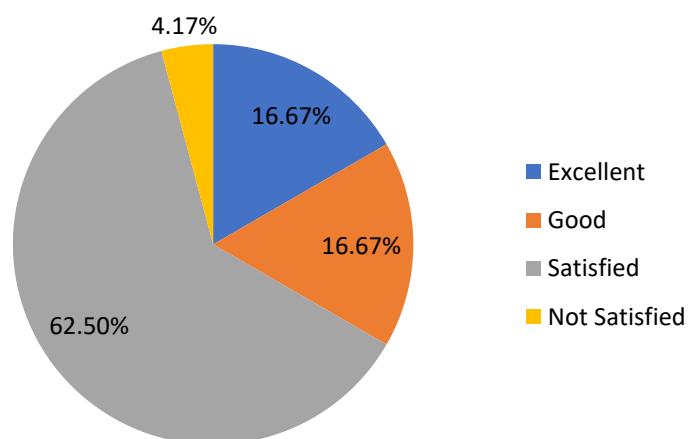
**Q8 Rate the curriculum in terms of content evolving from basic level to Advanced Level in the ascending order of semesters.**

|               | Frequency | Percent |
|---------------|-----------|---------|
| Excellent     | 1         | 4.2     |
| Good          | 5         | 20.8    |
| Satisfied     | 17        | 70.8    |
| Not Satisfied | 1         | 4.2     |
| Total         | 24        | 100.0   |



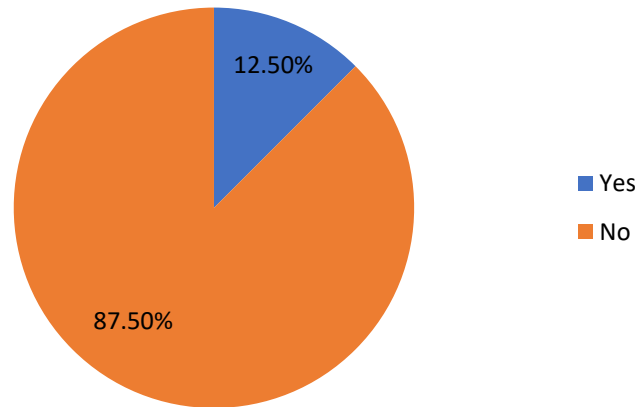
**Q9 What is your over all opinion regarding the existing Curriculum?**

|               | Frequency | Percent |
|---------------|-----------|---------|
| Excellent     | 4         | 16.7    |
| Good          | 4         | 16.7    |
| Satisfied     | 15        | 62.5    |
| Not Satisfied | 1         | 4.2     |
| Total         | 24        | 100.0   |



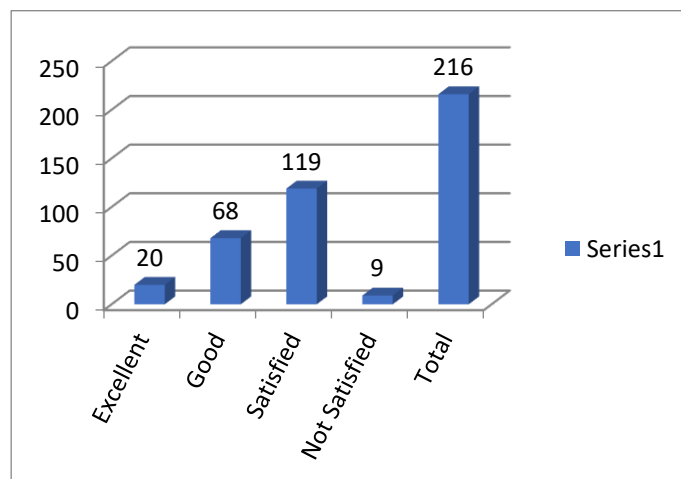
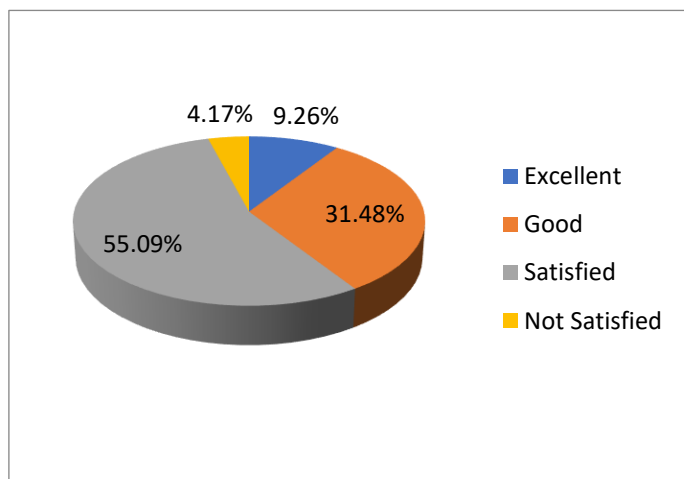
**Q10 Do you think there is a need to modify your syllabus? (Yes/No) If yes, specify what portion needs to be modified with justification.**

|       | Frequency | Percent |
|-------|-----------|---------|
| Yes   | 3         | 12.5    |
| No    | 21        | 87.5    |
| Total | 24        | 100.0   |



### Consolidated statement of analysis:

| S. No        | Question  | No. of students opined |             |                  |                            | Total no. of Responses |
|--------------|---|------------------------|-------------|------------------|----------------------------|------------------------|
|              |   | Excellent/ (100%)      | Good/ (75%) | Satisfied/ (50%) | Not Satisfied/ (Below 50%) |                        |
| 1.           | Rate the syllabus of the courses that you have studied in relation to the competencies expected.  | 1                      | 14          | 8                | 1                          | 24                     |
| 2.           | Rate the relevance of the units in the syllabus of each course.   | 1                      | 5           | 17               | 1                          | 24                     |
| 3.           | Rate how the curriculum supports the required Practical skills in the Laboratory  | 1                      | 11          | 11               | 1                          | 24                     |
| 4.           | Rate your curriculum in terms of providing the basic knowledge required for further Education.  | 1                      | 4           | 18               | 1                          | 24                     |
| 5.           | How far your syllabus was useful to crack the CSIR/ UGC NET/APSET/GATE/..?  | 4                      | 5           | 14               | 1                          | 24                     |
| 6.           | Rate the Curriculum – in terms of providing employability after completion of the program.  | 4                      | 9           | 10               | 1                          | 24                     |
| 7.           | Rate the curriculum in improving your knowledge in the subject studied?   | 3                      | 11          | 9                | 1                          | 24                     |
| 8.           | Rate the curriculum in terms of content evolving from basic level to Advanced Level in the ascending order of semesters.                | 1                      | 5           | 17               | 1                          | 24                     |
| 9.           | What is your over all opinion regarding the existing Curriculum?  | 4                      | 4           | 15               | 1                          | 24                     |
| <b>TOTAL</b> |   | <b>20</b>              | <b>68</b>   | <b>119</b>       | <b>9</b>                   | <b>216</b>             |
| 10.          | Do you think there is a need to modify your syllabus? (Yes/No)<br>If yes, specify what portion needs to be modified with justification. | YES: 3                 |             | NO: 21           |                            | 24                     |

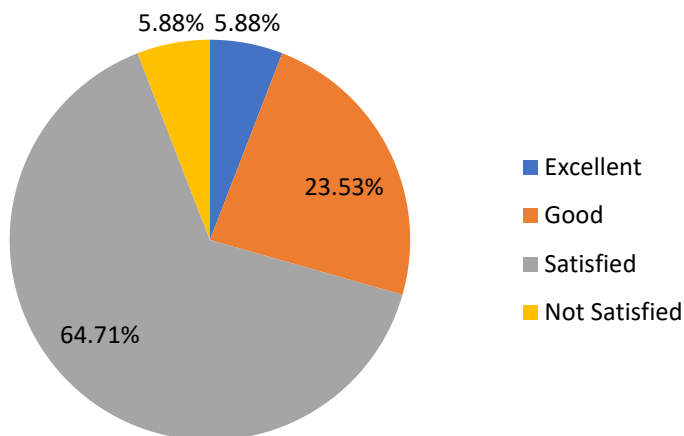


**Program Name:**Psychology

For the academic year 2017-18 feedback was received from 17 numbers of students for the program Psychology which are then analyzed and the analysis report is prepared and presented.

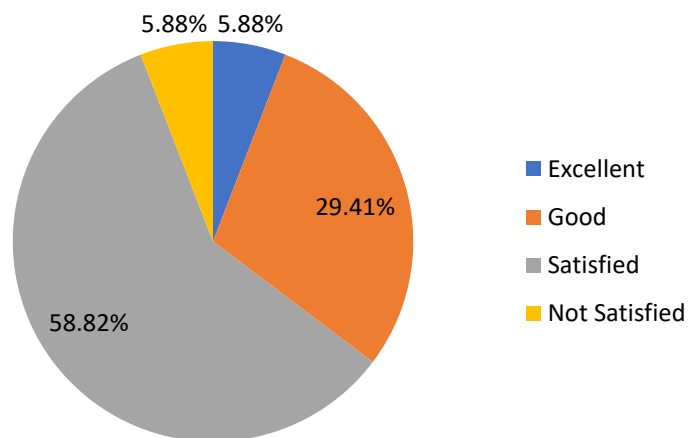
**Q1 Rate the syllabus of the courses that you have studied in relation to the competencies expected.**

|               | Frequency | Percent |
|---------------|-----------|---------|
| Excellent     | 1         | 5.9     |
| Good          | 4         | 23.5    |
| Satisfied     | 11        | 64.7    |
| Not Satisfied | 1         | 5.9     |
| Total         | 17        | 100.0   |



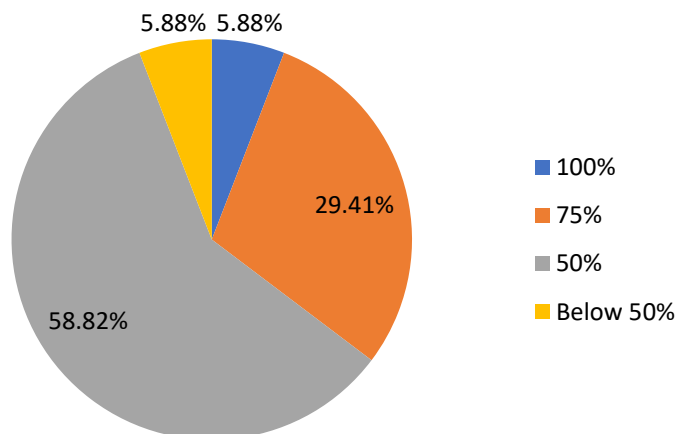
**Q2 Rate the relevance of the units in the syllabus of each course**

|               | Frequency | Percent |
|---------------|-----------|---------|
| Excellent     | 1         | 5.9     |
| Good          | 5         | 29.4    |
| Satisfied     | 10        | 58.8    |
| Not Satisfied | 1         | 5.9     |
| Total         | 17        | 100.0   |



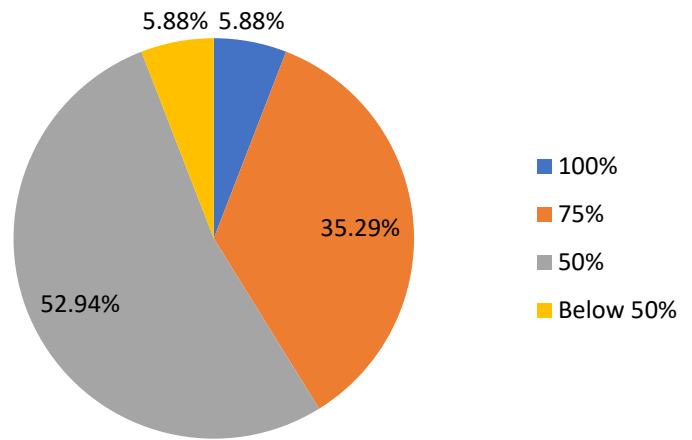
**Q3 Rate how the curriculum supports the required Practical skills in the Laboratory**

|           | Frequency | Percent |
|-----------|-----------|---------|
| 100%      | 1         | 5.9     |
| 75%       | 5         | 29.4    |
| 50%       | 10        | 58.8    |
| Below 50% | 1         | 5.9     |
| Total     | 17        | 100.0   |



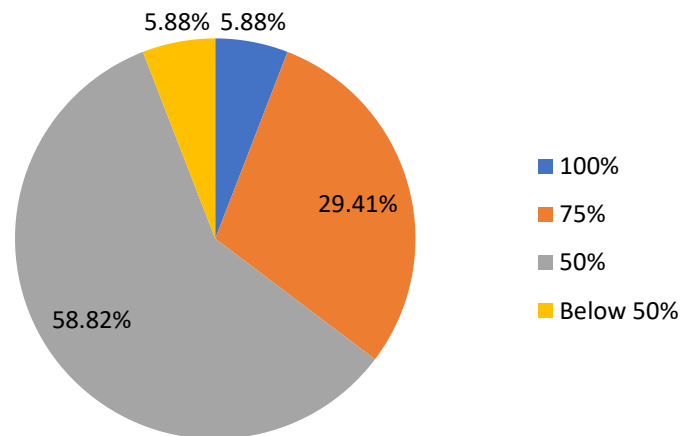
**Q4 Rate your curriculum in terms of providing the basic knowledge required for further Education.**

|           | Frequency | Percent |
|-----------|-----------|---------|
| 100%      | 1         | 5.9     |
| 75%       | 6         | 35.3    |
| 50%       | 9         | 52.9    |
| Below 50% | 1         | 5.9     |
| Total     | 17        | 100.0   |



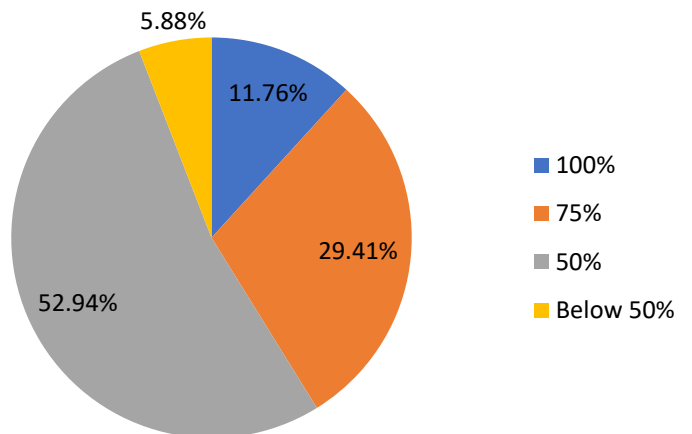
**Q5 How far your syllabus was useful to crack the CSIR/ UGC NET/APSET/GATE/..?**

|           | Frequency | Percent |
|-----------|-----------|---------|
| 100%      | 1         | 5.9     |
| 75%       | 5         | 29.4    |
| 50%       | 10        | 58.8    |
| Below 50% | 1         | 5.9     |
| Total     | 17        | 100.0   |



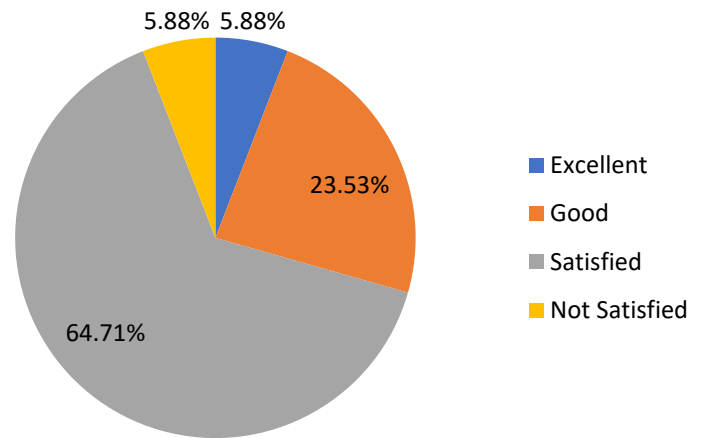
**Q6 Rate the Curriculum – in terms of providing employability after completion of the program.**

|           | Frequency | Percent |
|-----------|-----------|---------|
| 100%      | 2         | 11.8    |
| 75%       | 5         | 29.4    |
| 50%       | 9         | 52.9    |
| Below 50% | 1         | 5.9     |
| Total     | 17        | 100.0   |



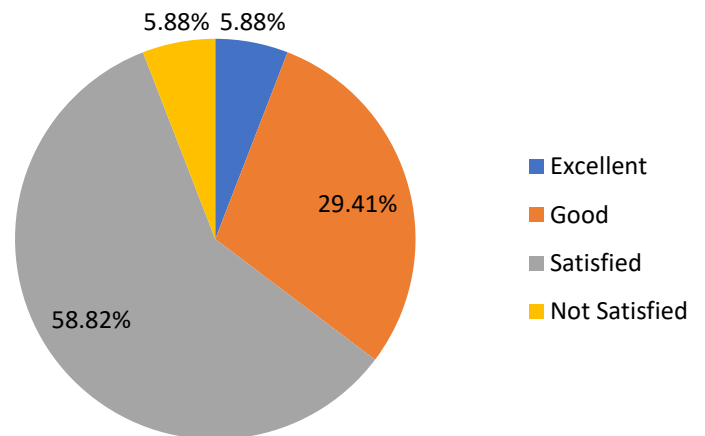
**Q7 Rate the curriculum in improving your knowledge in the subject studied?**

|               | Frequency | Percent |
|---------------|-----------|---------|
| Excellent     | 1         | 5.9     |
| Good          | 4         | 23.5    |
| Satisfied     | 11        | 64.7    |
| Not Satisfied | 1         | 5.9     |
| Total         | 17        | 100.0   |



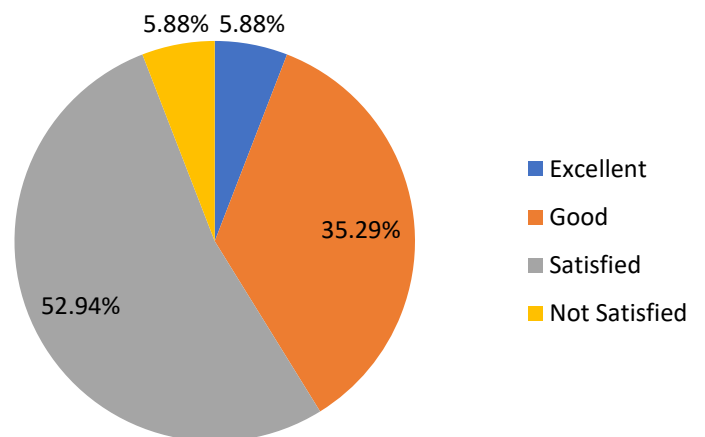
**Q8 Rate the curriculum in terms of content evolving from basic level to Advanced Level in the ascending order of semesters.**

|               | Frequency | Percent |
|---------------|-----------|---------|
| Excellent     | 1         | 5.9     |
| Good          | 5         | 29.4    |
| Satisfied     | 10        | 58.8    |
| Not Satisfied | 1         | 5.9     |
| Total         | 17        | 100.0   |



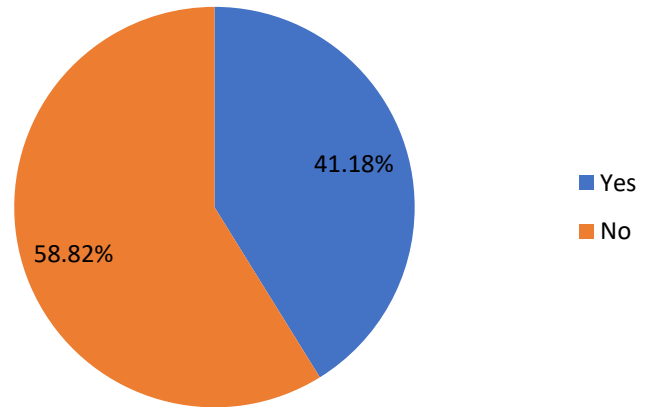
**Q9 What is your over all opinion regarding the existing Curriculum?**

|               | Frequency | Percent |
|---------------|-----------|---------|
| Excellent     | 1         | 5.9     |
| Good          | 6         | 35.3    |
| Satisfied     | 9         | 52.9    |
| Not Satisfied | 1         | 5.9     |
| Total         | 17        | 100.0   |



**Q10 Do you think there is a need to modify your syllabus? (Yes/No) If yes, specify what portion needs to be modified with justification.**

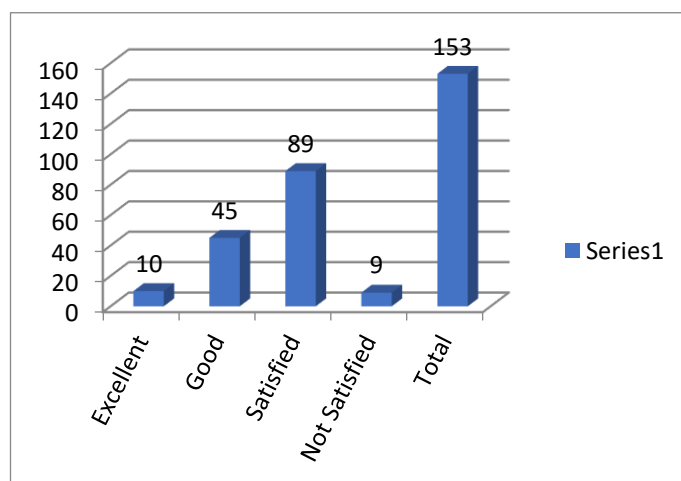
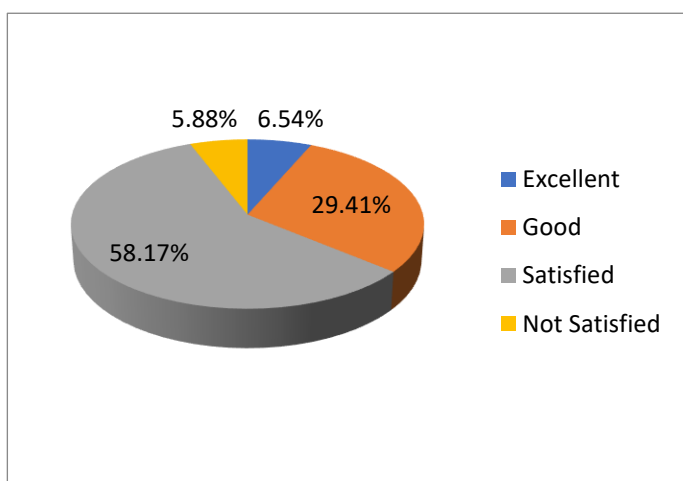
|       | Frequency | Percent |
|-------|-----------|---------|
| Yes   | 7         | 41.2    |
| No    | 10        | 58.8    |
| Total | 17        | 100.0   |





### Consolidated statement of analysis:

| S. No        | Question  | No. of students opined |             |                  |                            | Total no. of Responses |
|--------------|---|------------------------|-------------|------------------|----------------------------|------------------------|
|              |   | Excellent/ (100%)      | Good/ (75%) | Satisfied/ (50%) | Not Satisfied/ (Below 50%) |                        |
| 1.           | Rate the syllabus of the courses that you have studied in relation to the competencies expected.  | 1                      | 4           | 11               | 1                          | 17                     |
| 2.           | Rate the relevance of the units in the syllabus of each course.   | 1                      | 5           | 10               | 1                          | 17                     |
| 3.           | Rate how the curriculum supports the required Practical skills in the Laboratory  | 1                      | 5           | 10               | 1                          | 17                     |
| 4.           | Rate your curriculum in terms of providing the basic knowledge required for further Education.  | 1                      | 6           | 9                | 1                          | 17                     |
| 5.           | How far your syllabus was useful to crack the CSIR/ UGC NET/APSET/GATE/..?  | 1                      | 5           | 10               | 1                          | 17                     |
| 6.           | Rate the Curriculum – in terms of providing employability after completion of the program.  | 2                      | 5           | 9                | 1                          | 17                     |
| 7.           | Rate the curriculum in improving your knowledge in the subject studied?   | 1                      | 4           | 11               | 1                          | 17                     |
| 8.           | Rate the curriculum in terms of content evolving from basic level to Advanced Level in the ascending order of semesters.                | 1                      | 5           | 10               | 1                          | 17                     |
| 9.           | What is your over all opinion regarding the existing Curriculum?  | 1                      | 6           | 9                | 1                          | 17                     |
| <b>TOTAL</b> |   | <b>10</b>              | <b>45</b>   | <b>89</b>        | <b>9</b>                   | <b>153</b>             |
| 10.          | Do you think there is a need to modify your syllabus? (Yes/No)<br>If yes, specify what portion needs to be modified with justification. | YES: 7                 |             | NO: 10           |                            | 17                     |

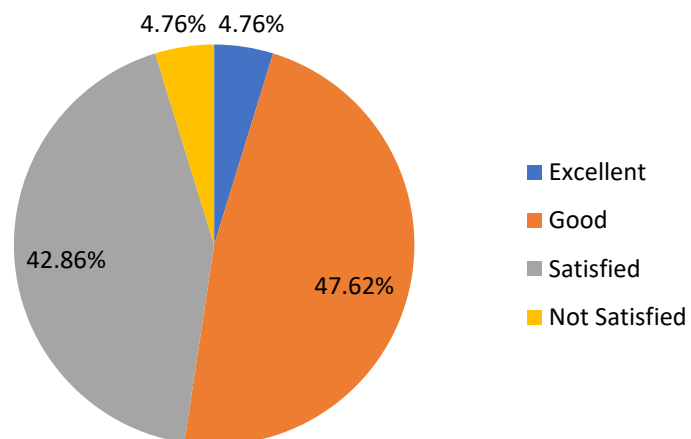


**Program Name:** Social Work

For the academic year 2017-18 feedback was received from 21 numbers of students for the program Social Work which are then analyzed and the analysis report is prepared and presented.

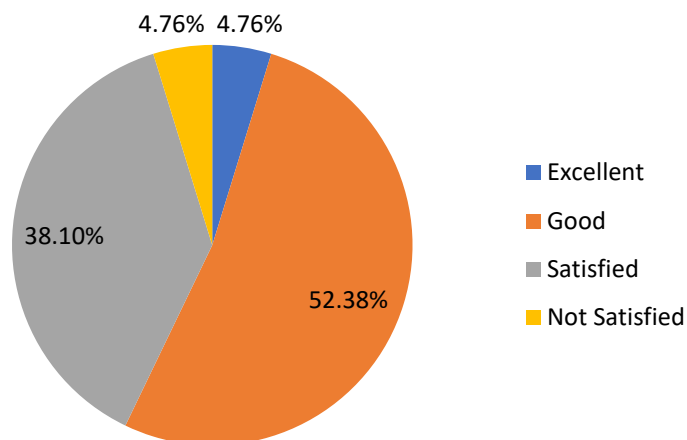
**Q1 Rate the syllabus of the courses that you have studied in relation to the competencies expected.**

|               | Frequency | Percent |
|---------------|-----------|---------|
| Excellent     | 1         | 4.8     |
| Good          | 10        | 47.6    |
| Satisfied     | 9         | 42.9    |
| Not Satisfied | 1         | 4.8     |
| Total         | 21        | 100.0   |



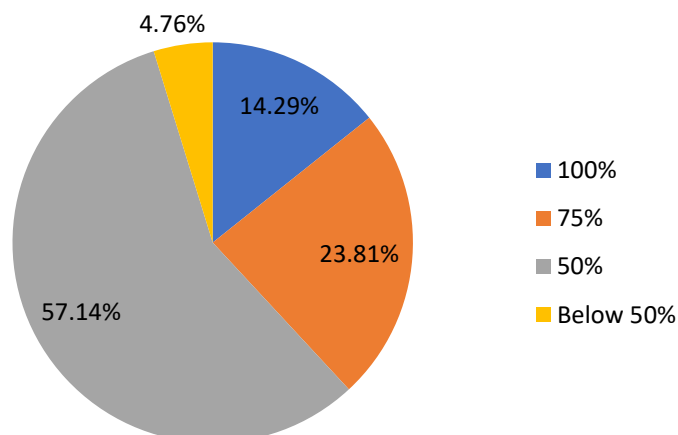
**Q2 Rate the relevance of the units in the syllabus of each course**

|               | Frequency | Percent |
|---------------|-----------|---------|
| Excellent     | 1         | 4.8     |
| Good          | 11        | 52.4    |
| Satisfied     | 8         | 38.1    |
| Not Satisfied | 1         | 4.8     |
| Total         | 21        | 100.0   |



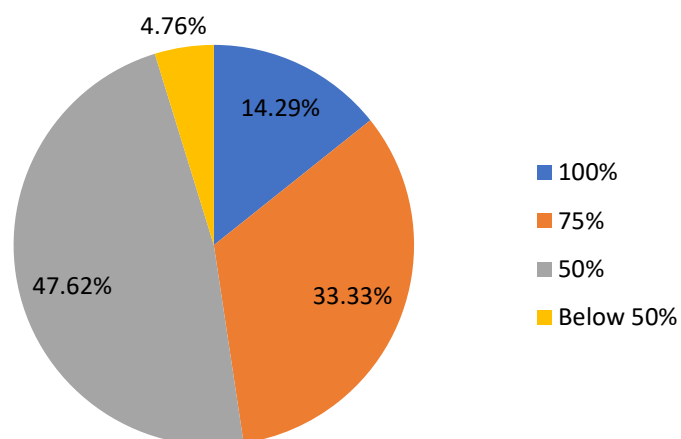
**Q3 Rate how the curriculum supports the required Practical skills in the Laboratory**

|           | Frequency | Percent |
|-----------|-----------|---------|
| 100%      | 3         | 14.3    |
| 75%       | 5         | 23.8    |
| 50%       | 12        | 57.1    |
| Below 50% | 1         | 4.8     |
| Total     | 21        | 100.0   |



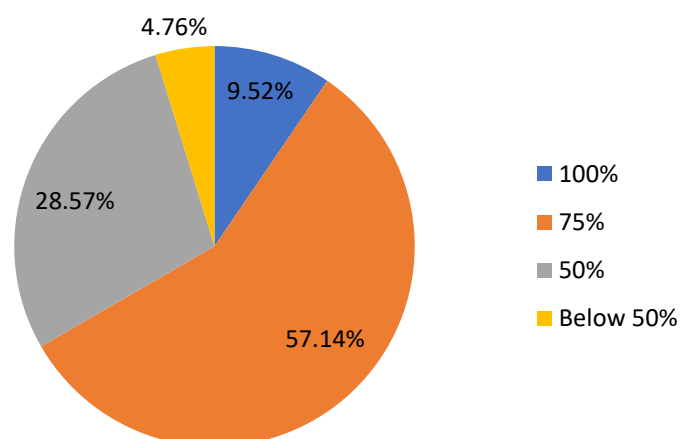
**Q4 Rate your curriculum in terms of providing the basic knowledge required for further Education.**

|           | Frequency | Percent |
|-----------|-----------|---------|
| 100%      | 3         | 14.3    |
| 75%       | 7         | 33.3    |
| 50%       | 10        | 47.6    |
| Below 50% | 1         | 4.8     |
| Total     | 21        | 100.0   |



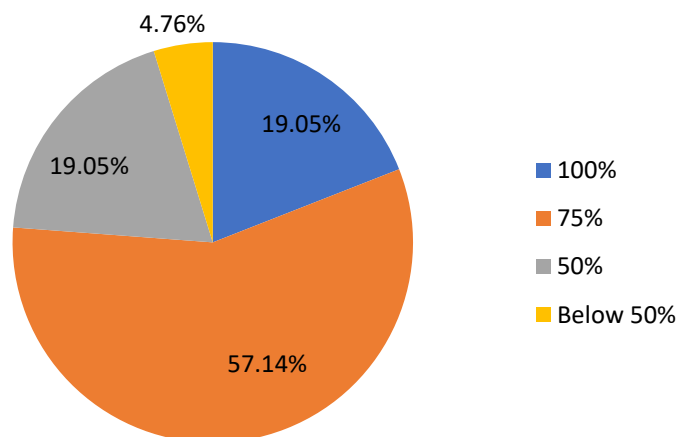
**Q5 How far your syllabus was useful to crack the CSIR/ UGC NET/APSET/GATE/..?**

|           | Frequency | Percent |
|-----------|-----------|---------|
| 100%      | 2         | 9.5     |
| 75%       | 12        | 57.1    |
| 50%       | 6         | 28.6    |
| Below 50% | 1         | 4.8     |
| Total     | 21        | 100.0   |



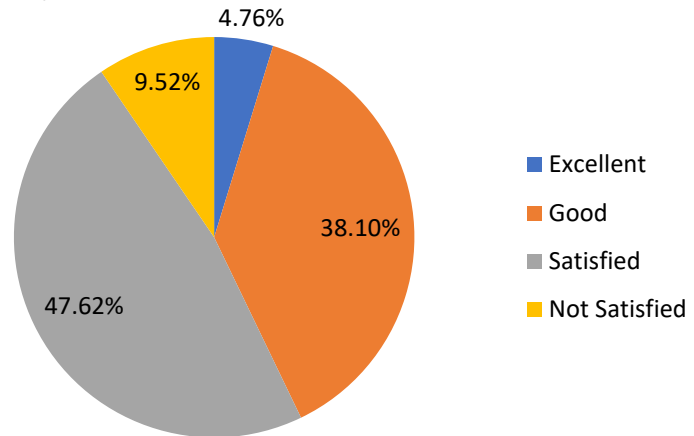
**Q6 Rate the Curriculum – in terms of providing employability after completion of the program.**

|           | Frequency | Percent |
|-----------|-----------|---------|
| 100%      | 4         | 19.0    |
| 75%       | 12        | 57.1    |
| 50%       | 4         | 19.0    |
| Below 50% | 1         | 4.8     |
| Total     | 21        | 100.0   |



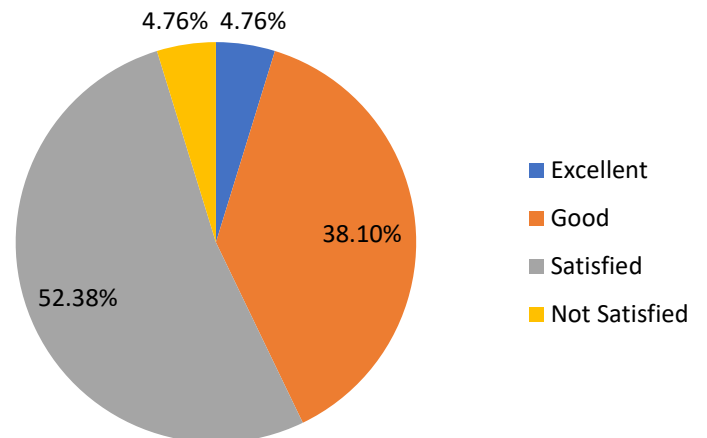
**Q7 Rate the curriculum in improving your knowledge in the subject studied?**

|               | Frequency | Percent |
|---------------|-----------|---------|
| Excellent     | 1         | 4.8     |
| Good          | 8         | 38.1    |
| Satisfied     | 10        | 47.6    |
| Not Satisfied | 2         | 9.5     |
| Total         | 21        | 100.0   |



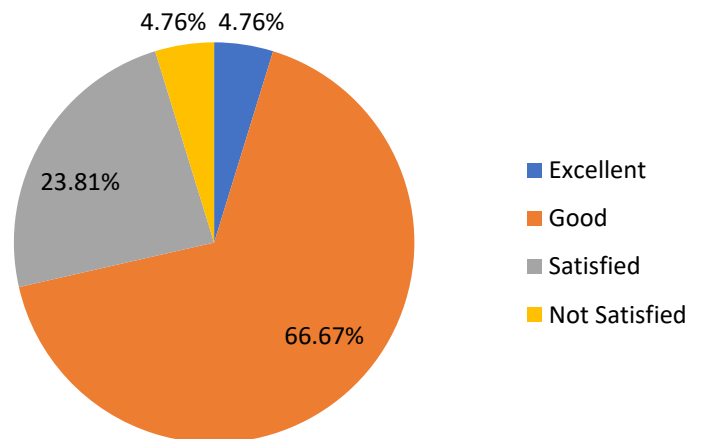
**Q8 Rate the curriculum in terms of content evolving from basic level to Advanced Level in the ascending order of semesters.**

|               | Frequency | Percent |
|---------------|-----------|---------|
| Excellent     | 1         | 4.8     |
| Good          | 8         | 38.1    |
| Satisfied     | 11        | 52.4    |
| Not Satisfied | 1         | 4.8     |
| Total         | 21        | 100.0   |



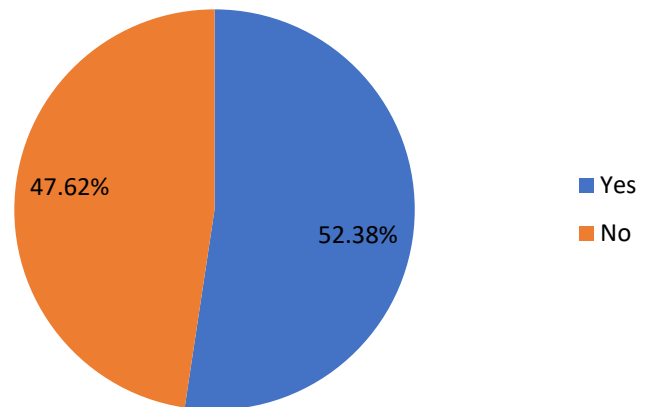
**Q9 What is your over all opinion regarding the existing Curriculum?**

|               | Frequency | Percent |
|---------------|-----------|---------|
| Excellent     | 1         | 4.8     |
| Good          | 14        | 66.7    |
| Satisfied     | 5         | 23.8    |
| Not Satisfied | 1         | 4.8     |
| Total         | 21        | 100.0   |



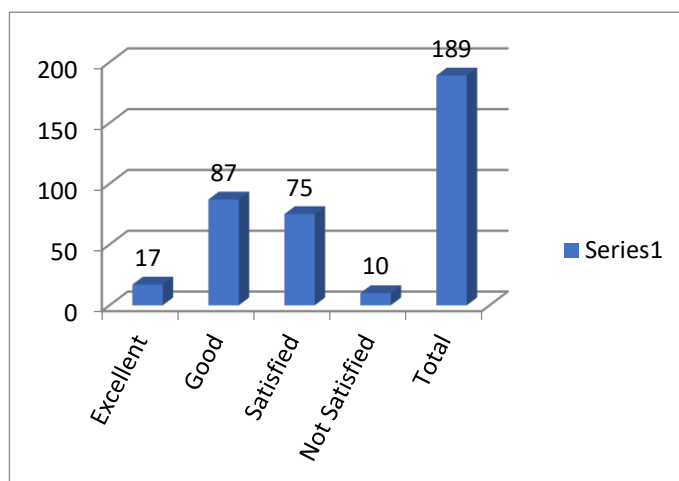
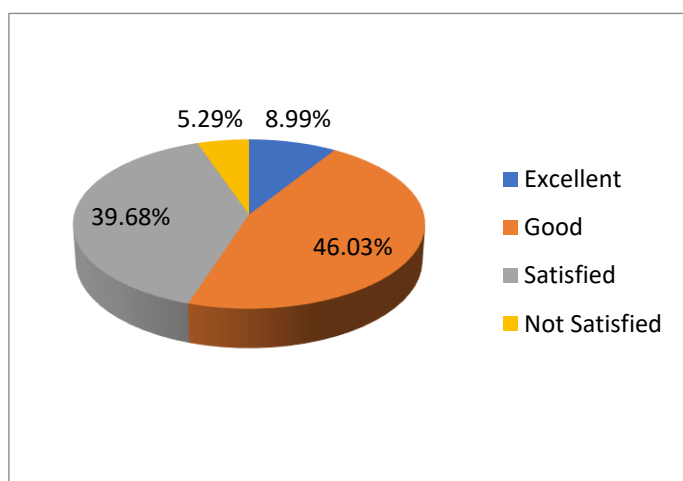
**Q10 Do you think there is a need to modify your syllabus? (Yes/No) If yes, specify what portion needs to be modified with justification.**

|       | Frequency | Percent |
|-------|-----------|---------|
| Yes   | 11        | 52.4    |
| No    | 10        | 47.6    |
| Total | 21        | 100.0   |



### Consolidated statement of analysis:

| S. No        | Question  | No. of students opined |             |                  |                            | Total no. of Responses |
|--------------|---|------------------------|-------------|------------------|----------------------------|------------------------|
|              |   | Excellent/ (100%)      | Good/ (75%) | Satisfied/ (50%) | Not Satisfied/ (Below 50%) |                        |
| 1.           | Rate the syllabus of the courses that you have studied in relation to the competencies expected.  | 1                      | 10          | 9                | 1                          | 21                     |
| 2.           | Rate the relevance of the units in the syllabus of each course.   | 1                      | 11          | 8                | 1                          | 21                     |
| 3.           | Rate how the curriculum supports the required Practical skills in the Laboratory  | 3                      | 5           | 12               | 1                          | 21                     |
| 4.           | Rate your curriculum in terms of providing the basic knowledge required for further Education.  | 3                      | 7           | 10               | 1                          | 21                     |
| 5.           | How far your syllabus was useful to crack the CSIR/ UGC NET/APSET/GATE/..?  | 2                      | 12          | 6                | 1                          | 21                     |
| 6.           | Rate the Curriculum – in terms of providing employability after completion of the program.  | 4                      | 12          | 4                | 1                          | 21                     |
| 7.           | Rate the curriculum in improving your knowledge in the subject studied?   | 1                      | 8           | 10               | 2                          | 21                     |
| 8.           | Rate the curriculum in terms of content evolving from basic level to Advanced Level in the ascending order of semesters.                | 1                      | 8           | 11               | 1                          | 21                     |
| 9.           | What is your over all opinion regarding the existing Curriculum?  | 1                      | 14          | 5                | 1                          | 21                     |
| <b>TOTAL</b> |   | <b>17</b>              | <b>87</b>   | <b>75</b>        | <b>10</b>                  | <b>189</b>             |
| 10.          | Do you think there is a need to modify your syllabus? (Yes/No)<br>If yes, specify what portion needs to be modified with justification. | YES: 11                |             | NO: 10           |                            | 21                     |

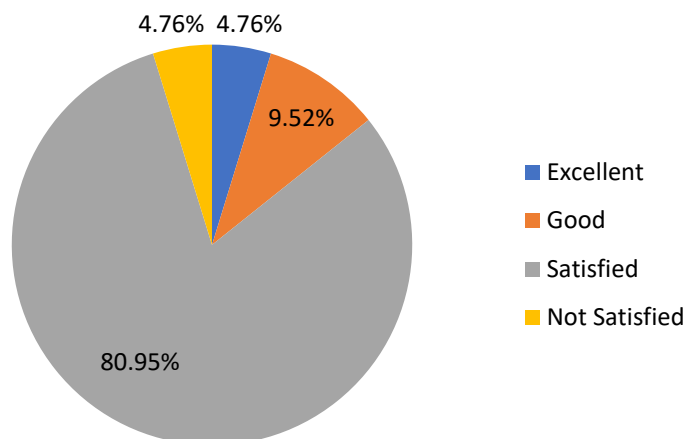


**Program Name:** Telugu

For the academic year 2017-18 feedback was received from 21 numbers of students for the program Telugu which are then analyzed and the analysis report is prepared and presented.

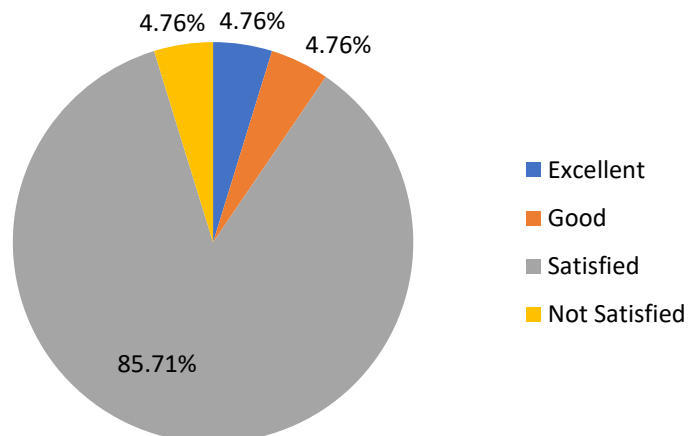
**Q1 Rate the syllabus of the courses that you have studied in relation to the competencies expected.**

|               | Frequency | Percent |
|---------------|-----------|---------|
| Excellent     | 1         | 4.8     |
| Good          | 2         | 9.5     |
| Satisfied     | 17        | 81.0    |
| Not Satisfied | 1         | 4.8     |
| Total         | 21        | 100.0   |



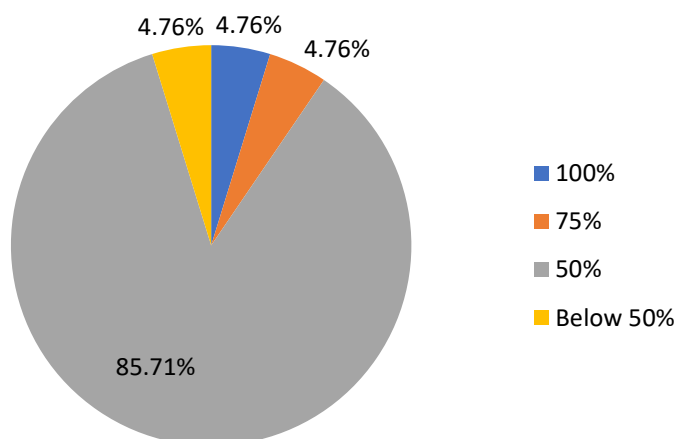
**Q2 Rate the relevance of the units in the syllabus of each course**

|               | Frequency | Percent |
|---------------|-----------|---------|
| Excellent     | 1         | 4.8     |
| Good          | 1         | 4.8     |
| Satisfied     | 18        | 85.7    |
| Not Satisfied | 1         | 4.8     |
| Total         | 21        | 100.0   |



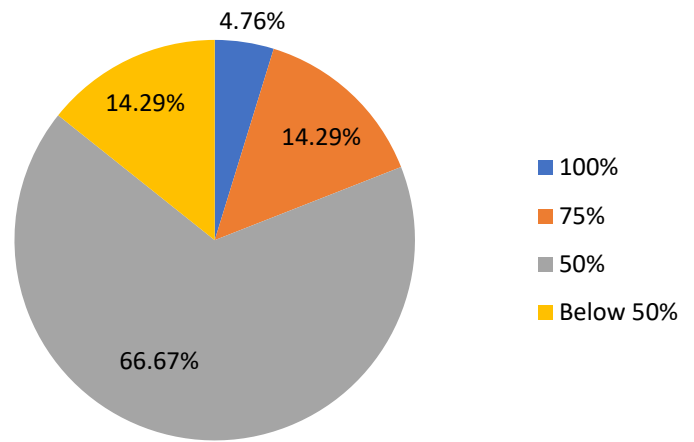
**Q3 Rate how the curriculum supports the required Practical skills in the Laboratory**

|           | Frequency | Percent |
|-----------|-----------|---------|
| 100%      | 1         | 4.8     |
| 75%       | 1         | 4.8     |
| 50%       | 18        | 85.7    |
| Below 50% | 1         | 4.8     |
| Total     | 21        | 100.0   |



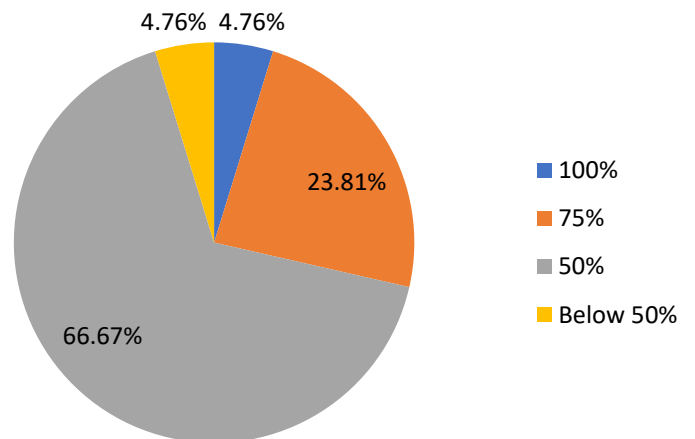
**Q4 Rate your curriculum in terms of providing the basic knowledge required for further Education.**

|           | Frequency | Percent |
|-----------|-----------|---------|
| 100%      | 1         | 4.8     |
| 75%       | 3         | 14.3    |
| 50%       | 14        | 66.7    |
| Below 50% | 3         | 14.3    |
| Total     | 21        | 100.0   |



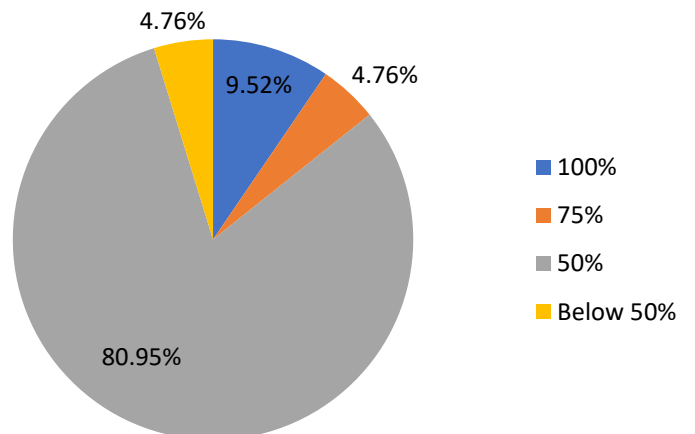
**Q5 How far your syllabus was useful to crack the CSIR/ UGC NET/APSET/GATE/..?**

|           | Frequency | Percent |
|-----------|-----------|---------|
| 100%      | 1         | 4.8     |
| 75%       | 5         | 23.8    |
| 50%       | 14        | 66.7    |
| Below 50% | 1         | 4.8     |
| Total     | 21        | 100.0   |



**Q6 Rate the Curriculum – in terms of providing employability after completion of the program.**

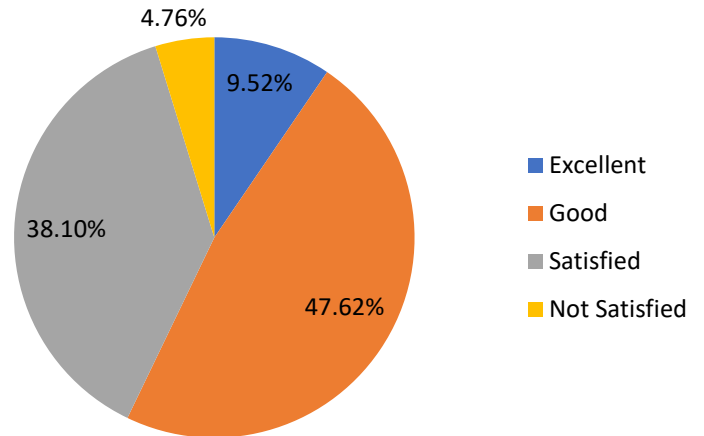
|           | Frequency | Percent |
|-----------|-----------|---------|
| 100%      | 2         | 9.5     |
| 75%       | 1         | 4.8     |
| 50%       | 17        | 81.0    |
| Below 50% | 1         | 4.8     |
| Total     | 21        | 100.0   |





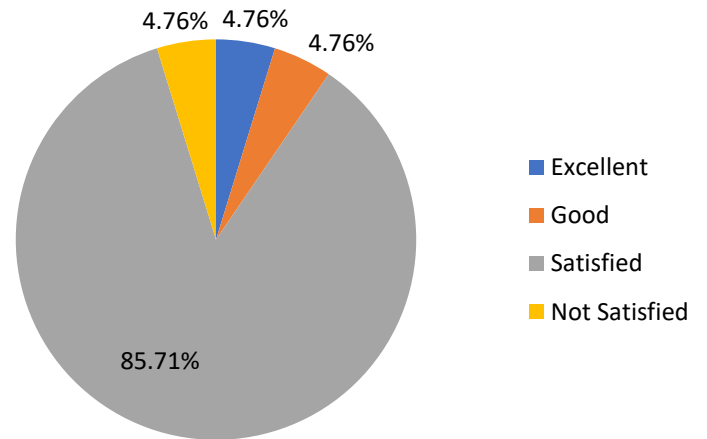
**Q7 Rate the curriculum in improving your knowledge in the subject studied?**

|               | Frequency | Percent |
|---------------|-----------|---------|
| Excellent     | 2         | 9.5     |
| Good          | 10        | 47.6    |
| Satisfied     | 8         | 38.1    |
| Not Satisfied | 1         | 4.8     |
| Total         | 21        | 100.0   |



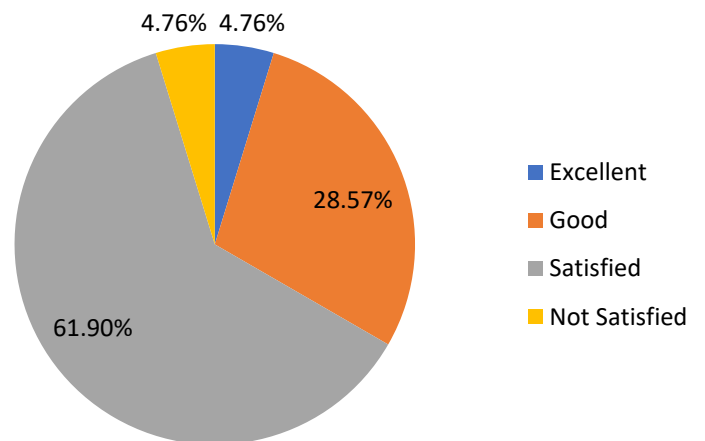
**Q8 Rate the curriculum in terms of content evolving from basic level to Advanced Level in the ascending order of semesters.**

|               | Frequency | Percent |
|---------------|-----------|---------|
| Excellent     | 1         | 4.8     |
| Good          | 1         | 4.8     |
| Satisfied     | 18        | 85.7    |
| Not Satisfied | 1         | 4.8     |
| Total         | 21        | 100.0   |



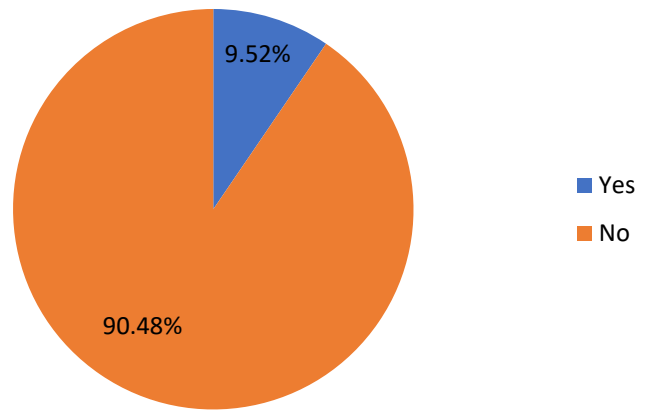
**Q9 What is your over all opinion regarding the existing Curriculum?**

|               | Frequency | Percent |
|---------------|-----------|---------|
| Excellent     | 1         | 4.8     |
| Good          | 6         | 28.6    |
| Satisfied     | 13        | 61.9    |
| Not Satisfied | 1         | 4.8     |
| Total         | 21        | 100.0   |



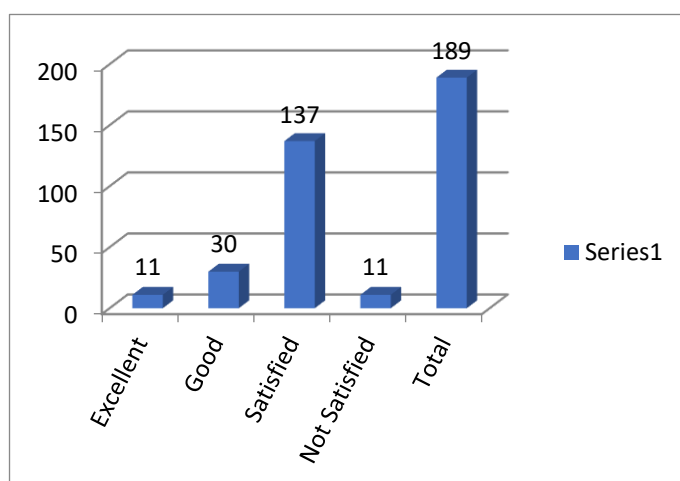
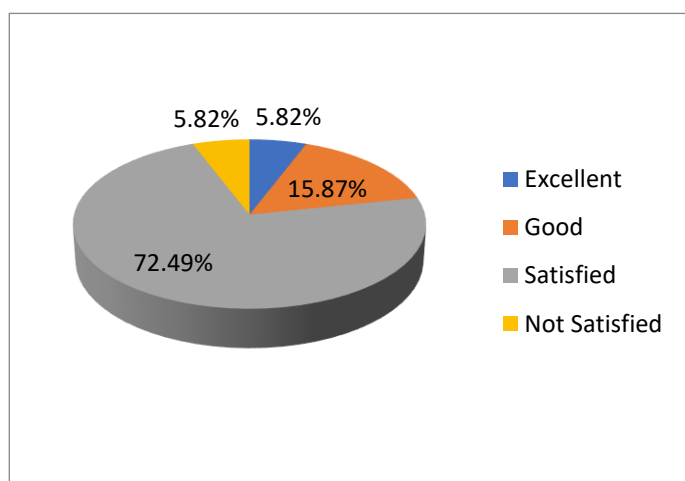
**Q10 Do you think there is a need to modify your syllabus? (Yes/No) If yes, specify what portion needs to be modified with justification.**

|       | Frequency | Percent |
|-------|-----------|---------|
| Yes   | 2         | 9.5     |
| No    | 19        | 90.5    |
| Total | 21        | 100.0   |



### Consolidated statement of analysis:

| S. No        | Question  | No. of students opined |             |                  |                            | Total no. of Responses |
|--------------|---|------------------------|-------------|------------------|----------------------------|------------------------|
|              |   | Excellent/ (100%)      | Good/ (75%) | Satisfied/ (50%) | Not Satisfied/ (Below 50%) |                        |
| 1.           | Rate the syllabus of the courses that you have studied in relation to the competencies expected.  | 1                      | 2           | 17               | 1                          | 21                     |
| 2.           | Rate the relevance of the units in the syllabus of each course.   | 1                      | 1           | 18               | 1                          | 21                     |
| 3.           | Rate how the curriculum supports the required Practical skills in the Laboratory  | 1                      | 1           | 18               | 1                          | 21                     |
| 4.           | Rate your curriculum in terms of providing the basic knowledge required for further Education.  | 1                      | 3           | 14               | 3                          | 21                     |
| 5.           | How far your syllabus was useful to crack the CSIR/ UGC NET/APSET/GATE/..?  | 1                      | 5           | 14               | 1                          | 21                     |
| 6.           | Rate the Curriculum – in terms of providing employability after completion of the program.  | 2                      | 1           | 17               | 1                          | 21                     |
| 7.           | Rate the curriculum in improving your knowledge in the subject studied?   | 2                      | 10          | 8                | 1                          | 21                     |
| 8.           | Rate the curriculum in terms of content evolving from basic level to Advanced Level in the ascending order of semesters.                | 1                      | 1           | 18               | 1                          | 21                     |
| 9.           | What is your over all opinion regarding the existing Curriculum?  | 1                      | 6           | 13               | 1                          | 21                     |
| <b>TOTAL</b> |   | <b>11</b>              | <b>30</b>   | <b>137</b>       | <b>11</b>                  | <b>189</b>             |
| 10.          | Do you think there is a need to modify your syllabus? (Yes/No)<br>If yes, specify what portion needs to be modified with justification. | YES: 2                 |             | NO: 19           |                            | 21                     |

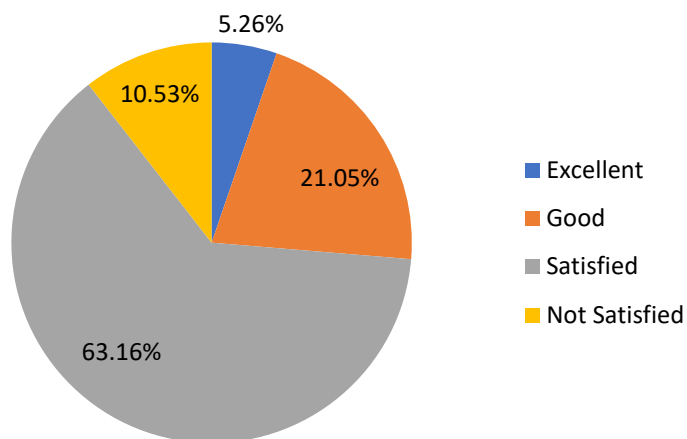


**Program Name: MCA**

For the academic year 2017-18 feedback was received from 19 numbers of students for the program MCA which are then analyzed and the analysis report is prepared and presented.

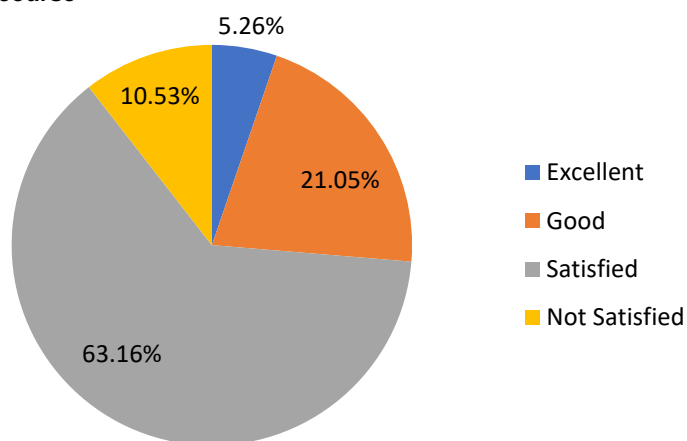
**Q1 Rate the syllabus of the courses that you have studied in relation to the competencies expected.**

|               | Frequency | Percent |
|---------------|-----------|---------|
| Excellent     | 1         | 5.3     |
| Good          | 4         | 21.1    |
| Satisfied     | 12        | 63.2    |
| Not Satisfied | 2         | 10.5    |
| Total         | 19        | 100.0   |



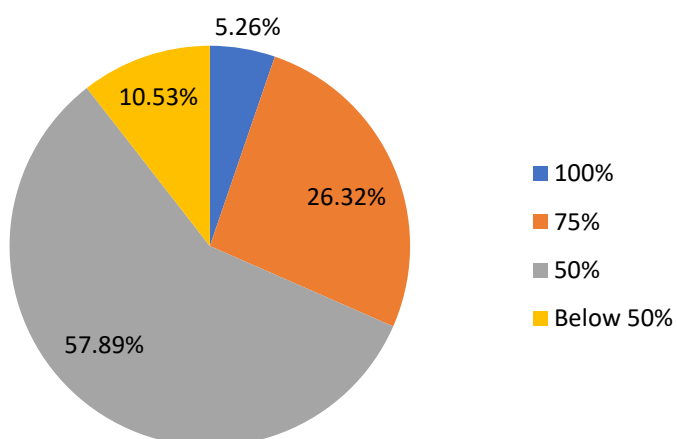
**Q2 Rate the relevance of the units in the syllabus of each course**

|               | Frequency | Percent |
|---------------|-----------|---------|
| Excellent     | 1         | 5.3     |
| Good          | 4         | 21.1    |
| Satisfied     | 12        | 63.2    |
| Not Satisfied | 2         | 10.5    |
| Total         | 19        | 100.0   |



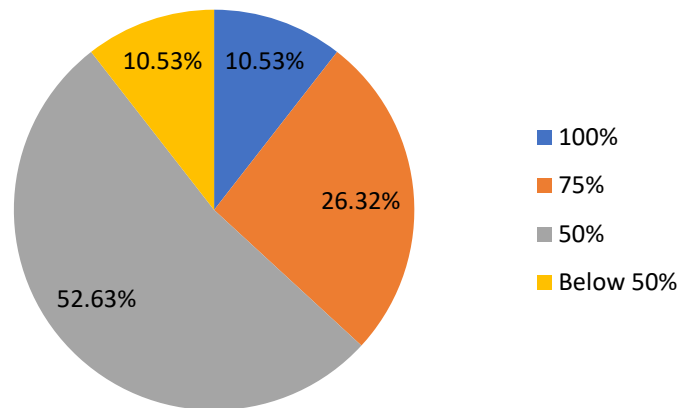
**Q3 Rate how the curriculum supports the required Practical skills in the Laboratory**

|           | Frequency | Percent |
|-----------|-----------|---------|
| 100%      | 1         | 5.3     |
| 75%       | 5         | 26.3    |
| 50%       | 11        | 57.9    |
| Below 50% | 2         | 10.5    |
| Total     | 19        | 100.0   |



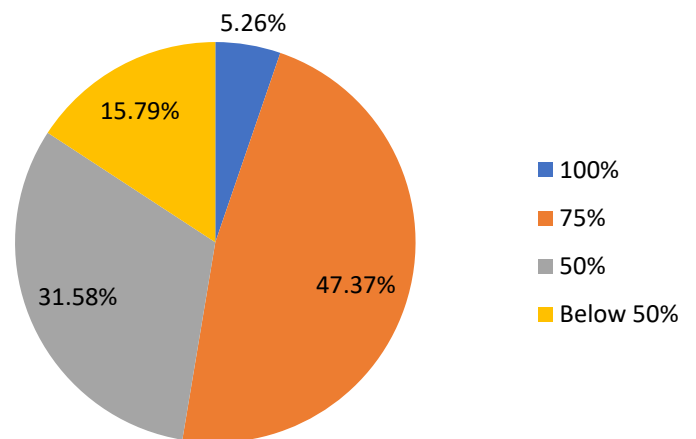
**Q4 Rate your curriculum in terms of providing the basic knowledge required for further Education.**

|           | Frequency | Percent |
|-----------|-----------|---------|
| 100%      | 2         | 10.5    |
| 75%       | 5         | 26.3    |
| 50%       | 10        | 52.6    |
| Below 50% | 2         | 10.5    |
| Total     | 19        | 100.0   |



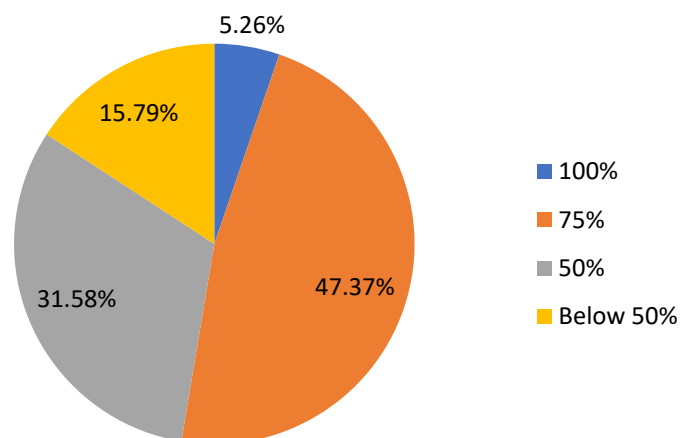
**Q5 How far your syllabus was useful to crack the CSIR/ UGC NET/APSET/GATE/..?**

|           | Frequency | Percent |
|-----------|-----------|---------|
| 100%      | 1         | 5.3     |
| 75%       | 9         | 47.4    |
| 50%       | 6         | 31.6    |
| Below 50% | 3         | 15.8    |
| Total     | 19        | 100.0   |



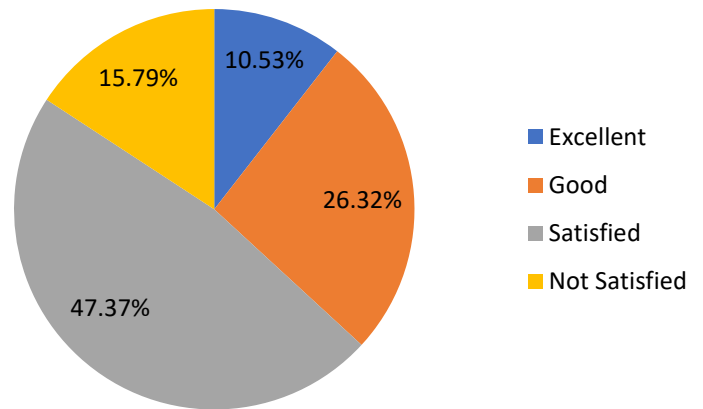
**Q6 Rate the Curriculum – in terms of providing employability after completion of the program.**

|           | Frequency | Percent |
|-----------|-----------|---------|
| 100%      | 1         | 5.3     |
| 75%       | 9         | 47.4    |
| 50%       | 6         | 31.6    |
| Below 50% | 3         | 15.8    |
| Total     | 19        | 100.0   |



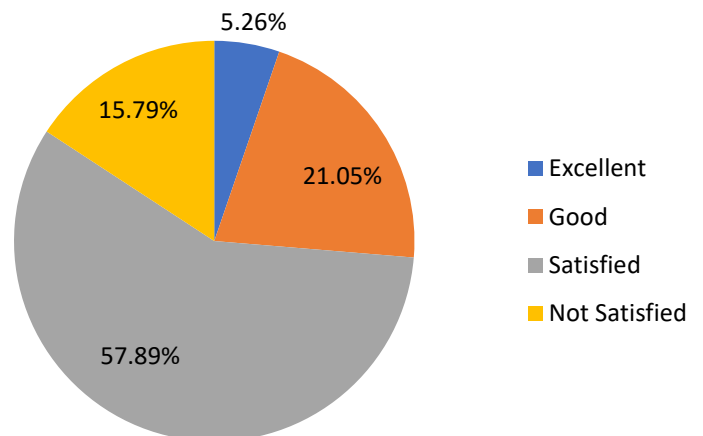
**Q7 Rate the curriculum in improving your knowledge in the subject studied?**

|               | Frequency | Percent |
|---------------|-----------|---------|
| Excellent     | 2         | 10.5    |
| Good          | 5         | 26.3    |
| Satisfied     | 9         | 47.4    |
| Not Satisfied | 3         | 15.8    |
| Total         | 19        | 100.0   |



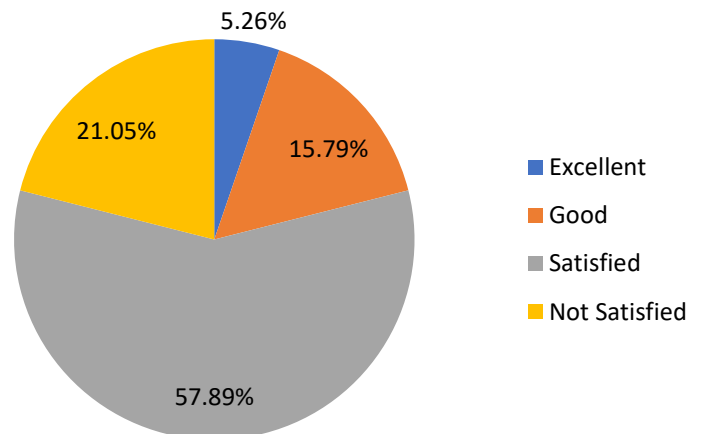
**Q8 Rate the curriculum in terms of content evolving from basic level to Advanced Level in the ascending order of semesters.**

|               | Frequency | Percent |
|---------------|-----------|---------|
| Excellent     | 1         | 5.3     |
| Good          | 4         | 21.1    |
| Satisfied     | 11        | 57.9    |
| Not Satisfied | 3         | 15.8    |
| Total         | 19        | 100.0   |



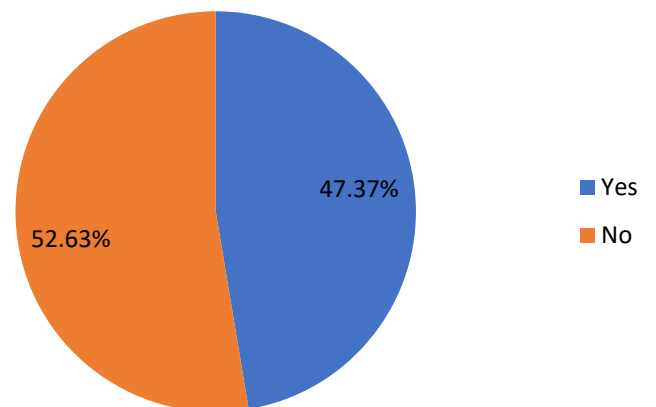
**Q9 What is your over all opinion regarding the existing Curriculum?**

|               | Frequency | Percent |
|---------------|-----------|---------|
| Excellent     | 1         | 5.3     |
| Good          | 3         | 15.8    |
| Satisfied     | 11        | 57.9    |
| Not Satisfied | 4         | 21.1    |
| Total         | 19        | 100.0   |



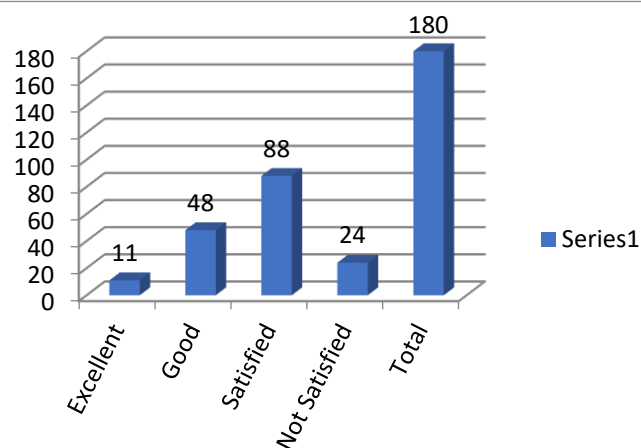
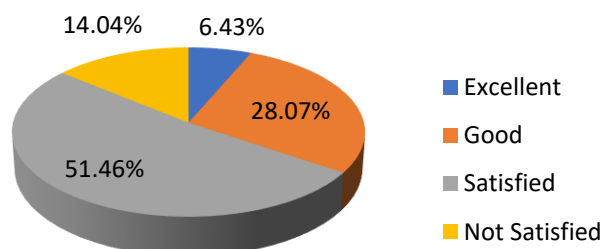
**Q10 Do you think there is a need to modify your syllabus? (Yes/No) If yes, specify what portion needs to be modified with justification**

|       | Frequency | Percent |
|-------|-----------|---------|
| Yes   | 9         | 47.4    |
| No    | 10        | 52.6    |
| Total | 19        | 100.0   |



## Consolidated statement of analysis of student's feedback on curriculum

| S. No        | Question  | No. of students opined |             |                  |                            | Total no. of Responses |
|--------------|---|------------------------|-------------|------------------|----------------------------|------------------------|
|              |   | Excellent/ (100%)      | Good/ (75%) | Satisfied/ (50%) | Not Satisfied/ (Below 50%) |                        |
| 1.           | Rate the syllabus of the courses that you have studied in relation to the competencies expected.  | 1                      | 4           | 12               | 2                          | 19                     |
| 2.           | Rate the relevance of the units in the syllabus of each course.   | 1                      | 4           | 12               | 2                          | 19                     |
| 3.           | Rate how the curriculum supports the required Practical skills in the Laboratory  | 1                      | 5           | 11               | 2                          | 19                     |
| 4.           | Rate your curriculum in terms of providing the basic knowledge required for further Education.  | 2                      | 5           | 10               | 2                          | 19                     |
| 5.           | How far your syllabus was useful to crack the CSIR/ UGC NET/APSET/GATE/..?  | 1                      | 9           | 6                | 3                          | 19                     |
| 6.           | Rate the Curriculum – in terms of providing employability after completion of the program.  | 1                      | 9           | 6                | 3                          | 19                     |
| 7.           | Rate the curriculum in improving your knowledge in the subject studied?   | 2                      | 5           | 9                | 3                          | 19                     |
| 8.           | Rate the curriculum in terms of content evolving from basic level to Advanced Level in the ascending order of semesters.                | 1                      | 4           | 11               | 3                          | 19                     |
| 9.           | What is your over all opinion regarding the existing Curriculum?  | 1                      | 3           | 11               | 4                          | 19                     |
| <b>TOTAL</b> |   | <b>11</b>              | <b>48</b>   | <b>88</b>        | <b>24</b>                  | <b>171</b>             |
| 10.          | Do you think there is a need to modify your syllabus? (Yes/No)<br>If yes, specify what portion needs to be modified with justification. | YES: 9                 |             | NO: 10           |                            | 19                     |



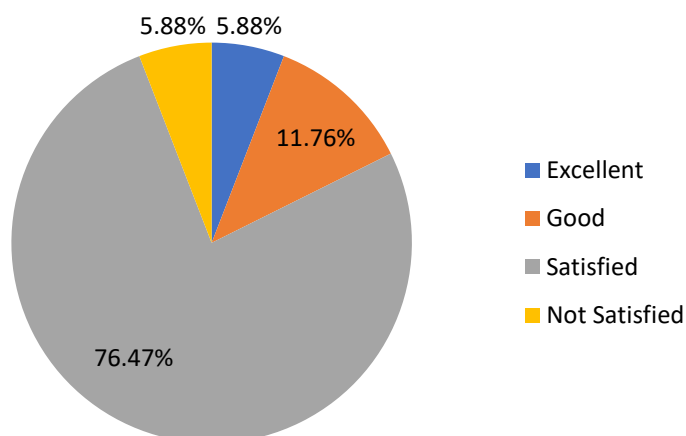


**Program Name:** Analytical Chemistry

For the academic year 2017-18 feedback was received from 17 numbers of students for the program Analytical Chemistry which are then analyzed and the analysis report is prepared and presented.

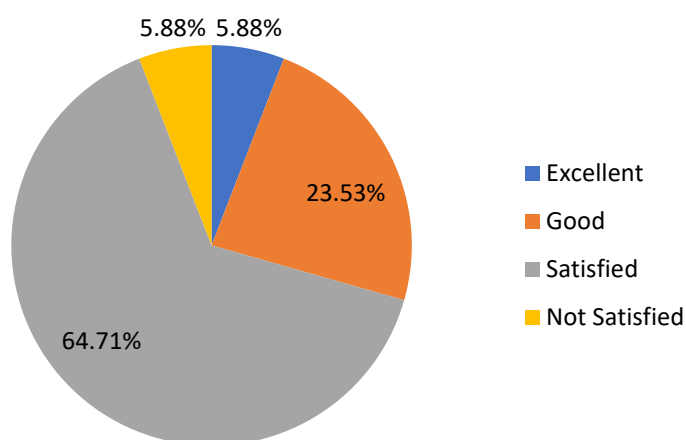
**Q1 Rate the syllabus of the courses that you have studied in relation to the competencies expected.**

|               | Frequency | Percent |
|---------------|-----------|---------|
| Excellent     | 1         | 5.9     |
| Good          | 2         | 11.8    |
| Satisfied     | 13        | 76.5    |
| Not Satisfied | 1         | 5.9     |
| Total         | 17        | 100.0   |



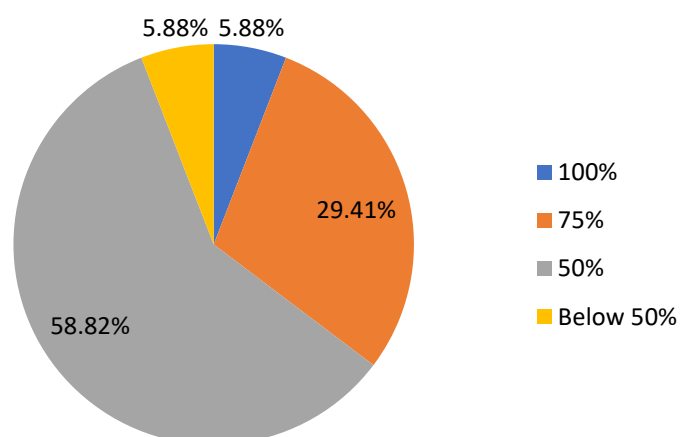
**Q2 Rate the relevance of the units in the syllabus of each course**

|               | Frequency | Percent |
|---------------|-----------|---------|
| Excellent     | 1         | 5.9     |
| Good          | 4         | 23.5    |
| Satisfied     | 11        | 64.7    |
| Not Satisfied | 1         | 5.9     |
| Total         | 17        | 100.0   |



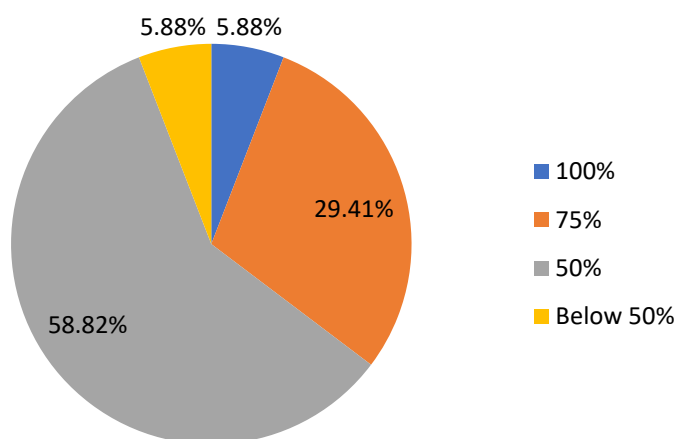
**Q3 Rate how the curriculum supports the required Practical skills in the Laboratory**

|           | Frequency | Percent |
|-----------|-----------|---------|
| 100%      | 1         | 5.9     |
| 75%       | 5         | 29.4    |
| 50%       | 10        | 58.8    |
| Below 50% | 1         | 5.9     |
| Total     | 17        | 100.0   |



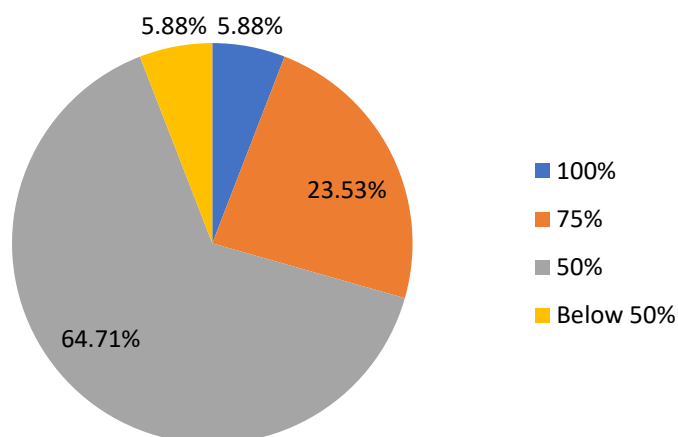
**Q4 Rate your curriculum in terms of providing the basic knowledge required for further Education.**

|           | Frequency | Percent |
|-----------|-----------|---------|
| 100%      | 1         | 5.9     |
| 75%       | 5         | 29.4    |
| 50%       | 10        | 58.8    |
| Below 50% | 1         | 5.9     |
| Total     | 17        | 100.0   |



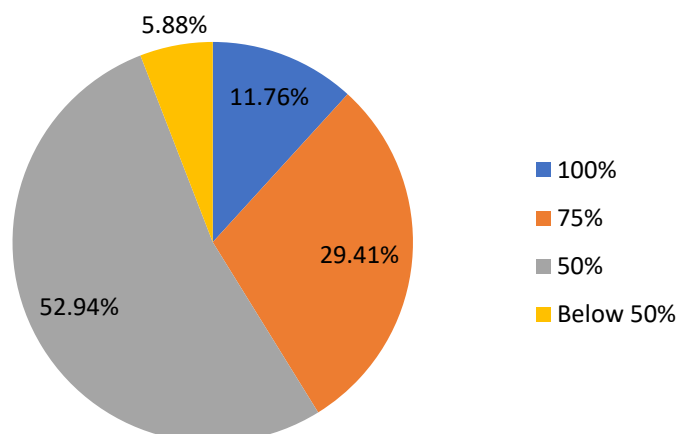
**Q5 How far your syllabus was useful to crack the CSIR/ UGC NET/APSET/GATE/..?**

|           | Frequency | Percent |
|-----------|-----------|---------|
| 100%      | 1         | 5.9     |
| 75%       | 4         | 23.5    |
| 50%       | 11        | 64.7    |
| Below 50% | 1         | 5.9     |
| Total     | 17        | 100.0   |



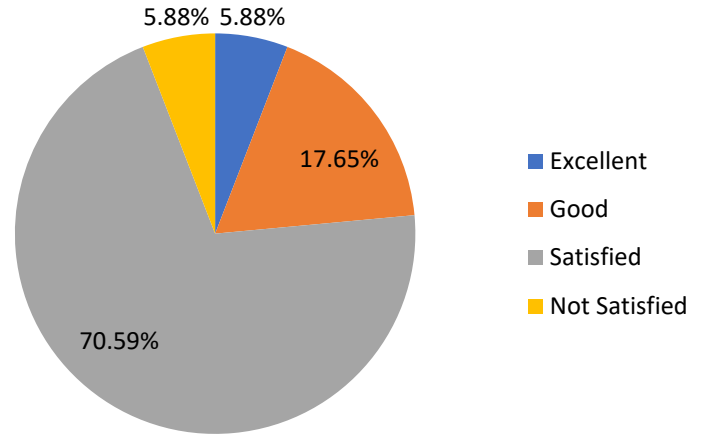
**Q6 Rate the Curriculum – in terms of providing employability after completion of the program.**

|           | Frequency | Percent |
|-----------|-----------|---------|
| 100%      | 2         | 11.8    |
| 75%       | 5         | 29.4    |
| 50%       | 9         | 52.9    |
| Below 50% | 1         | 5.9     |
| Total     | 17        | 100.0   |



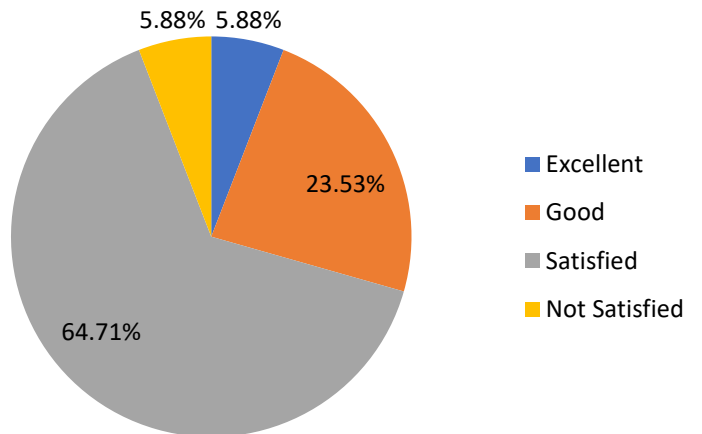
**Q7 Rate the curriculum in improving your knowledge in the subject studied?**

|               | Frequency | Percent |
|---------------|-----------|---------|
|               | 1         | 5.9     |
| Good          | 3         | 17.6    |
| Satisfied     | 12        | 70.6    |
| Not Satisfied | 1         | 5.9     |
| Total         | 17        | 100.0   |



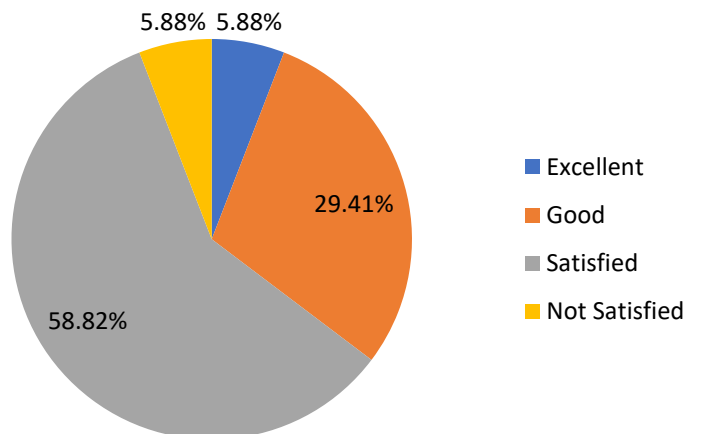
**Q8 Rate the curriculum in terms of content evolving from basic level to Advanced Level in the ascending order of semesters.**

|               | Frequency | Percent |
|---------------|-----------|---------|
| Excellent     | 1         | 5.9     |
| Good          | 4         | 23.5    |
| Satisfied     | 11        | 64.7    |
| Not Satisfied | 1         | 5.9     |
| Total         | 17        | 100.0   |



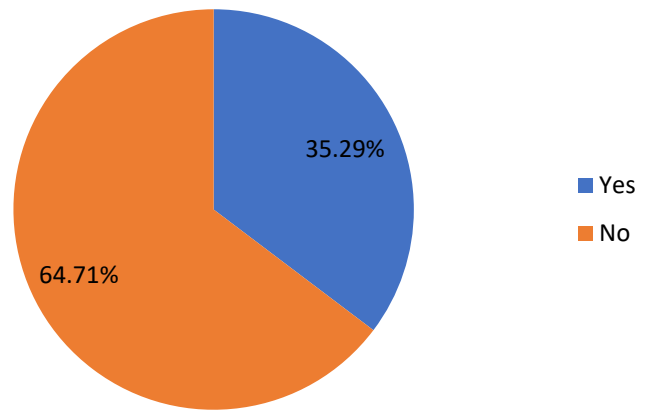
**Q9 What is your over all opinion regarding the existing Curriculum?**

|               | Frequency | Percent |
|---------------|-----------|---------|
| Excellent     | 1         | 5.9     |
| Good          | 5         | 29.4    |
| Satisfied     | 10        | 58.8    |
| Not Satisfied | 1         | 5.9     |
| Total         | 17        | 100.0   |



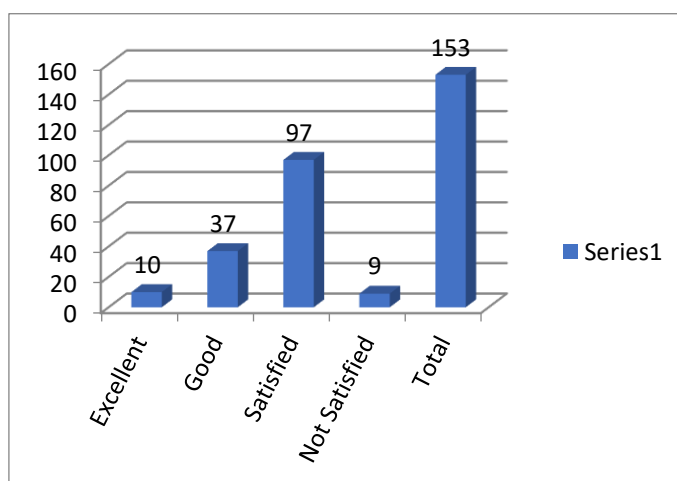
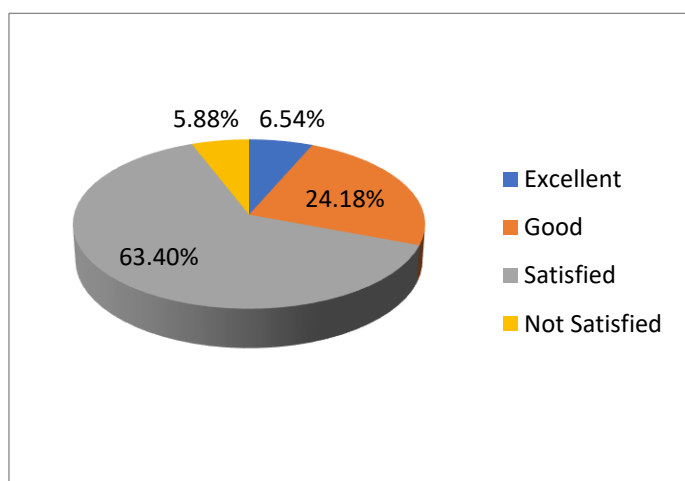
**Q10 Do you think there is a need to modify your syllabus? (Yes/No) If yes, specify what portion needs to be modified with justification.**

|       | Frequency | Percent |
|-------|-----------|---------|
| Yes   | 6         | 35.3    |
| No    | 11        | 64.7    |
| Total | 17        | 100.0   |



### Consolidated statement of analysis:

| S. No        | Question  | No. of students opined |             |                  |                            | Total no. of Responses |
|--------------|---|------------------------|-------------|------------------|----------------------------|------------------------|
|              |   | Excellent/ (100%)      | Good/ (75%) | Satisfied/ (50%) | Not Satisfied/ (Below 50%) |                        |
| 1.           | Rate the syllabus of the courses that you have studied in relation to the competencies expected.  | 1                      | 2           | 13               | 1                          | 17                     |
| 2.           | Rate the relevance of the units in the syllabus of each course.   | 1                      | 4           | 11               | 1                          | 17                     |
| 3.           | Rate how the curriculum supports the required Practical skills in the Laboratory  | 1                      | 5           | 10               | 1                          | 17                     |
| 4.           | Rate your curriculum in terms of providing the basic knowledge required for further Education.  | 1                      | 5           | 10               | 1                          | 17                     |
| 5.           | How far your syllabus was useful to crack the CSIR/ UGC NET/APSET/GATE/..?  | 1                      | 4           | 11               | 1                          | 17                     |
| 6.           | Rate the Curriculum – in terms of providing employability after completion of the program.  | 2                      | 5           | 9                | 1                          | 17                     |
| 7.           | Rate the curriculum in improving your knowledge in the subject studied?   | 1                      | 3           | 12               | 1                          | 17                     |
| 8.           | Rate the curriculum in terms of content evolving from basic level to Advanced Level in the ascending order of semesters.                | 1                      | 4           | 11               | 1                          | 17                     |
| 9.           | What is your over all opinion regarding the existing Curriculum?  | 1                      | 5           | 10               | 1                          | 17                     |
| <b>TOTAL</b> |   | <b>10</b>              | <b>37</b>   | <b>97</b>        | <b>9</b>                   | <b>153</b>             |
| 10.          | Do you think there is a need to modify your syllabus? (Yes/No)<br>If yes, specify what portion needs to be modified with justification. | YES: 6                 |             | NO: 11           |                            | 17                     |

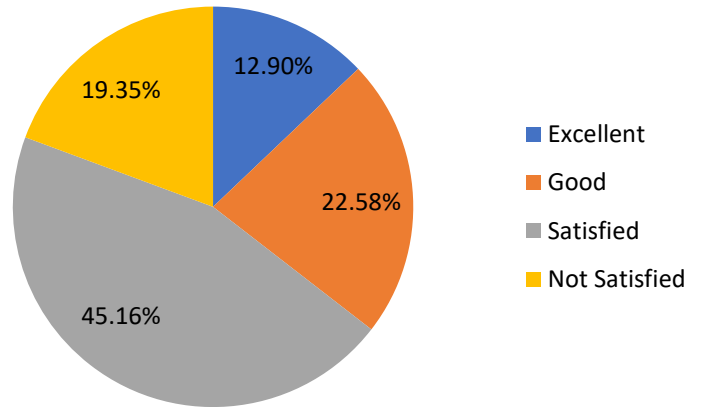


**Program Name:** Applied Mathematics

For the academic year 2017-18 feedback was received from 31 numbers of students for the program Applied Mathematics which are then analyzed and the analysis report is prepared and presented.

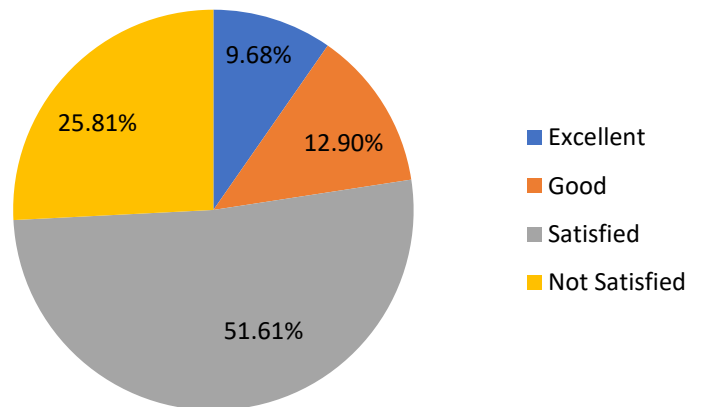
**Q1 Rate the syllabus of the courses that you have studied in relation to the competencies expected.**

|               | Frequency | Percent |
|---------------|-----------|---------|
| Excellent     | 4         | 12.9    |
| Good          | 7         | 22.6    |
| Satisfied     | 14        | 45.2    |
| Not Satisfied | 6         | 19.4    |
| Total         | 31        | 100.0   |



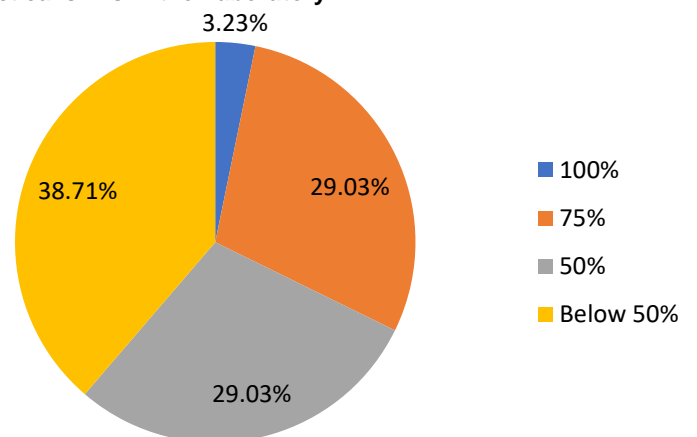
**Q2 Rate the relevance of the units in the syllabus of each course**

|               | Frequency | Percent |
|---------------|-----------|---------|
| Excellent     | 3         | 9.7     |
| Good          | 4         | 12.9    |
| Satisfied     | 16        | 51.6    |
| Not Satisfied | 8         | 25.8    |
| Total         | 31        | 100.0   |



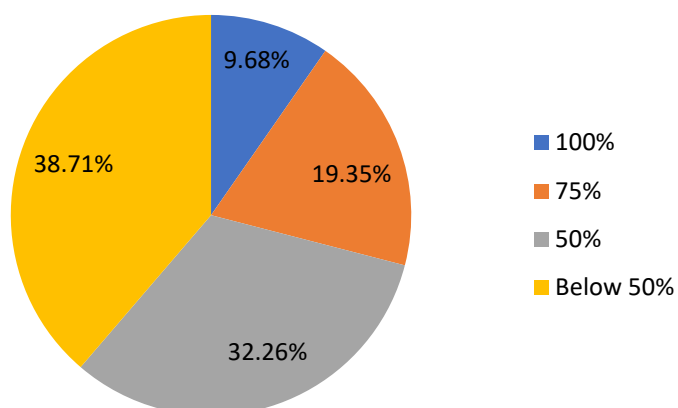
**Q3 Rate how the curriculum supports the required Practical skills in the Laboratory**

|           | Frequency | Percent |
|-----------|-----------|---------|
| 100%      | 1         | 3.2     |
| 75%       | 9         | 29.0    |
| 50%       | 9         | 29.0    |
| Below 50% | 12        | 38.7    |
| Total     | 31        | 100.0   |



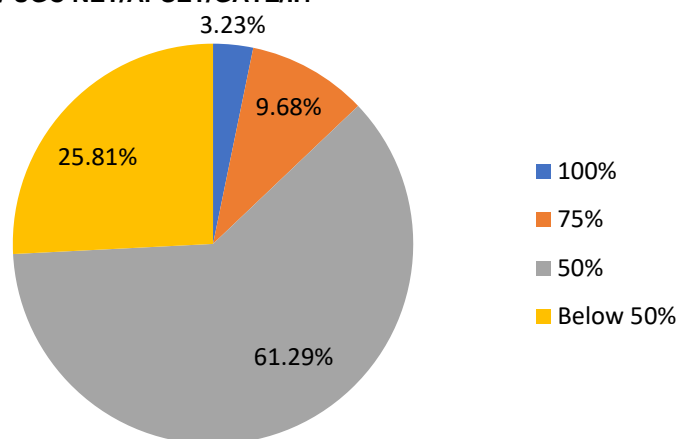
**Q4 Rate your curriculum in terms of providing the basic knowledge required for further Education.**

|           | Frequency | Percent |
|-----------|-----------|---------|
| 100%      | 3         | 9.7     |
| 75%       | 6         | 19.4    |
| 50%       | 10        | 32.3    |
| Below 50% | 12        | 38.7    |
| Total     | 31        | 100.0   |



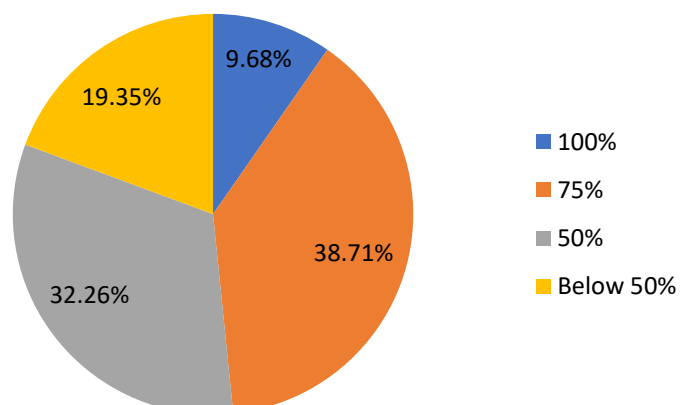
**Q5 How far your syllabus was useful to crack the CSIR/ UGC NET/APSET/GATE/..?**

|           | Frequency | Percent |
|-----------|-----------|---------|
| 100%      | 1         | 3.2     |
| 75%       | 3         | 9.7     |
| 50%       | 19        | 61.3    |
| Below 50% | 8         | 25.8    |
| Total     | 31        | 100.0   |



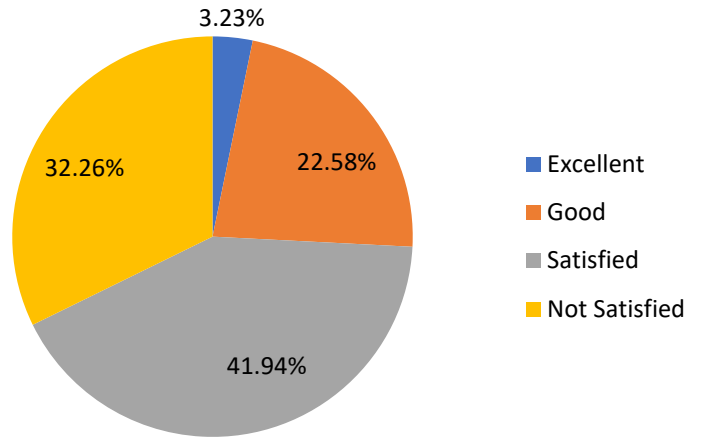
**Q6 Rate the Curriculum – in terms of providing employability after completion of the program.**

|           | Frequency | Percent |
|-----------|-----------|---------|
| 100%      | 3         | 9.7     |
| 75%       | 12        | 38.7    |
| 50%       | 10        | 32.3    |
| Below 50% | 6         | 19.4    |
| Total     | 31        | 100.0   |



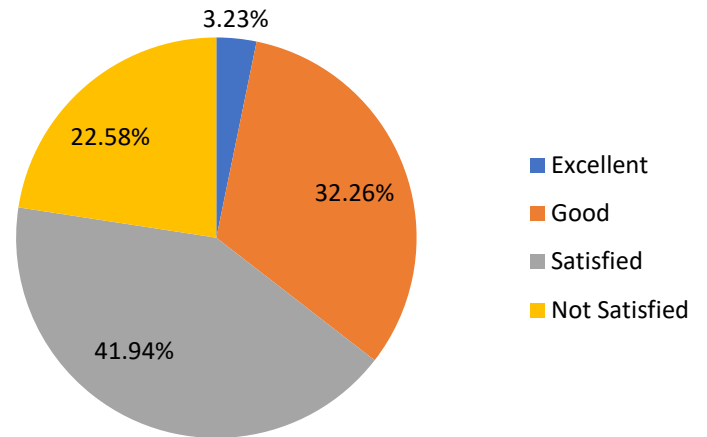
**Q7 Rate the curriculum in improving your knowledge in the subject studied?**

|               | Frequency | Percent |
|---------------|-----------|---------|
| Excellent     | 1         | 3.2     |
| Good          | 7         | 22.6    |
| Satisfied     | 13        | 41.9    |
| Not Satisfied | 10        | 32.3    |
| Total         | 31        | 100.0   |



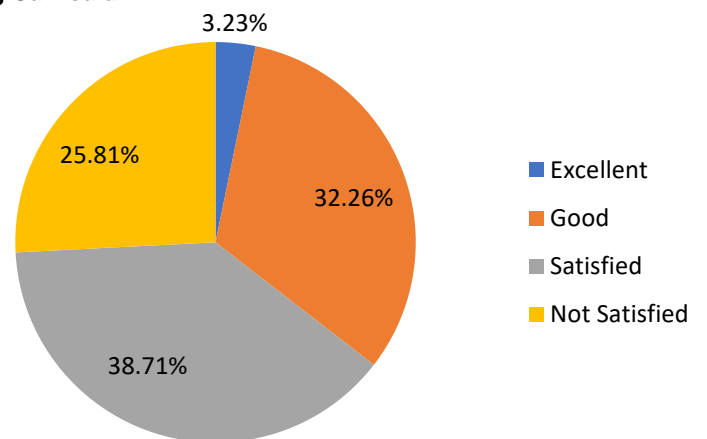
**Q8 Rate the curriculum in terms of content evolving from basic level to Advanced Level in the ascending order of semesters.**

|               | Frequency | Percent |
|---------------|-----------|---------|
| Excellent     | 1         | 3.2     |
| Good          | 10        | 32.3    |
| Satisfied     | 13        | 41.9    |
| Not Satisfied | 7         | 22.6    |
| Total         | 31        | 100.0   |



**Q9 What is your overall opinion regarding the existing Curriculum?**

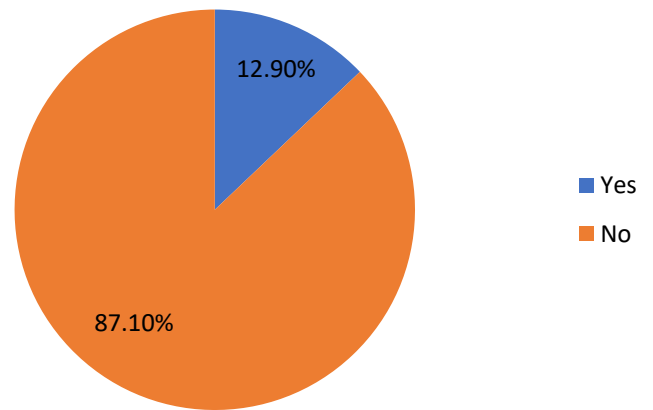
|               | Frequency | Percent |
|---------------|-----------|---------|
| Excellent     | 1         | 3.2     |
| Good          | 10        | 32.3    |
| Satisfied     | 12        | 38.7    |
| Not Satisfied | 8         | 25.8    |
| Total         | 31        | 100.0   |





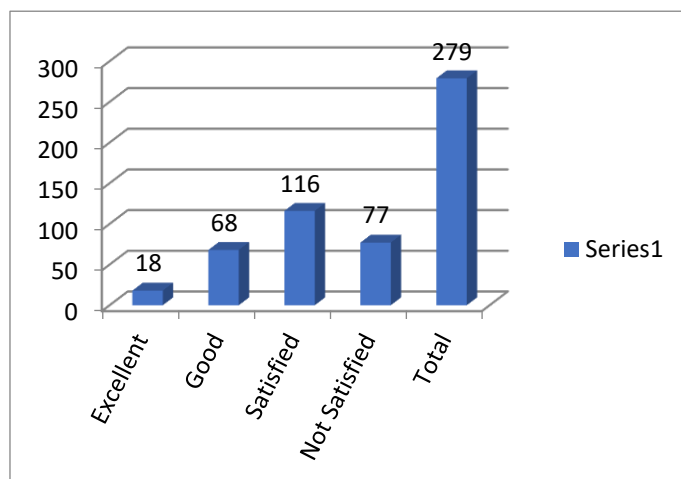
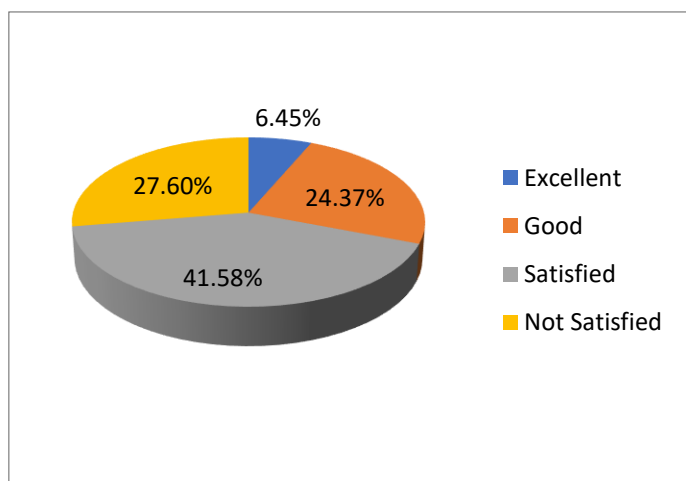
**Q10 Do you think there is a need to modify your syllabus? (Yes/No) If yes, specify what portion needs to be modified with justification.**

|       | Frequency | Percent |
|-------|-----------|---------|
| Yes   | 4         | 12.9    |
| No    | 27        | 87.1    |
| Total | 31        | 100.0   |



### Consolidated statement of analysis:

| S. No        | Question  | No. of students opined |             |                  |                            | Total no. of Responses |
|--------------|---|------------------------|-------------|------------------|----------------------------|------------------------|
|              |   | Excellent/ (100%)      | Good/ (75%) | Satisfied/ (50%) | Not Satisfied/ (Below 50%) |                        |
| 1.           | Rate the syllabus of the courses that you have studied in relation to the competencies expected.  | 4                      | 7           | 14               | 6                          | 31                     |
| 2.           | Rate the relevance of the units in the syllabus of each course.   | 3                      | 4           | 16               | 8                          | 31                     |
| 3.           | Rate how the curriculum supports the required Practical skills in the Laboratory  | 1                      | 9           | 9                | 12                         | 31                     |
| 4.           | Rate your curriculum in terms of providing the basic knowledge required for further Education.  | 3                      | 6           | 10               | 12                         | 31                     |
| 5.           | How far your syllabus was useful to crack the CSIR/ UGC NET/APSET/GATE/..?  | 1                      | 3           | 19               | 8                          | 31                     |
| 6.           | Rate the Curriculum – in terms of providing employability after completion of the program.  | 3                      | 12          | 10               | 6                          | 31                     |
| 7.           | Rate the curriculum in improving your knowledge in the subject studied?   | 1                      | 7           | 13               | 10                         | 31                     |
| 8.           | Rate the curriculum in terms of content evolving from basic level to Advanced Level in the ascending order of semesters.                | 1                      | 10          | 13               | 7                          | 31                     |
| 9.           | What is your over all opinion regarding the existing Curriculum?  | 1                      | 10          | 12               | 8                          | 31                     |
| <b>TOTAL</b> |   | <b>18</b>              | <b>68</b>   | <b>116</b>       | <b>77</b>                  | <b>279</b>             |
| 10.          | Do you think there is a need to modify your syllabus? (Yes/No)<br>If yes, specify what portion needs to be modified with justification. | YES: 4                 |             | NO: 27           |                            | 31                     |

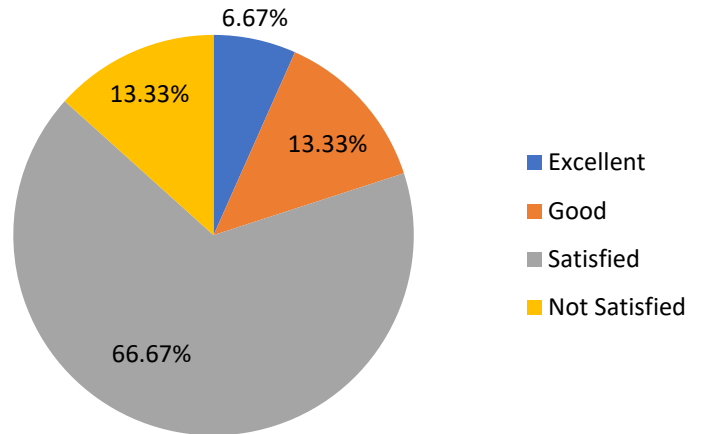


**Program Name:** Aquaculture

For the academic year 2017-18 feedback was received from 15 numbers of students for the program Aquaculture which are then analyzed and the analysis report is prepared and presented

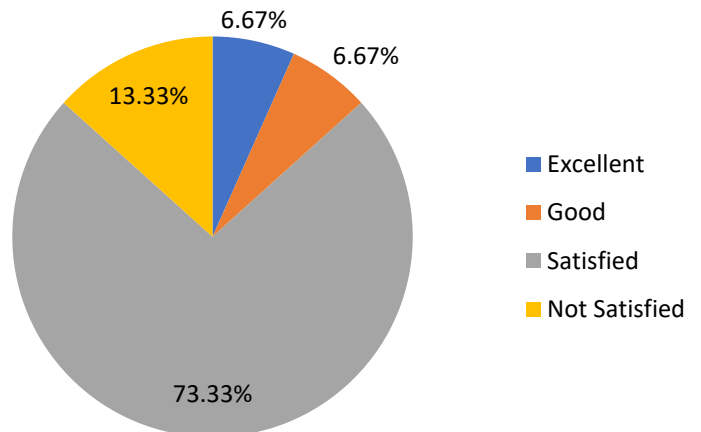
**Q1 Rate the syllabus of the courses that you have studied in relation to the competencies expected.**

|               | Frequency | Percent |
|---------------|-----------|---------|
| Excellent     | 1         | 6.7     |
| Good          | 2         | 13.3    |
| Satisfied     | 10        | 66.7    |
| Not Satisfied | 2         | 13.3    |
| Total         | 15        | 100.0   |



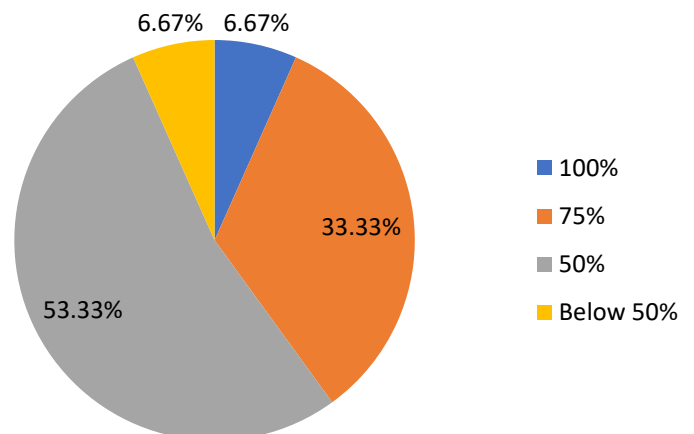
**Q2 Rate the relevance of the units in the syllabus of each course**

|               | Frequency | Percent |
|---------------|-----------|---------|
| Excellent     | 1         | 6.7     |
| Good          | 1         | 6.7     |
| Satisfied     | 11        | 73.3    |
| Not Satisfied | 2         | 13.3    |
| Total         | 15        | 100.0   |



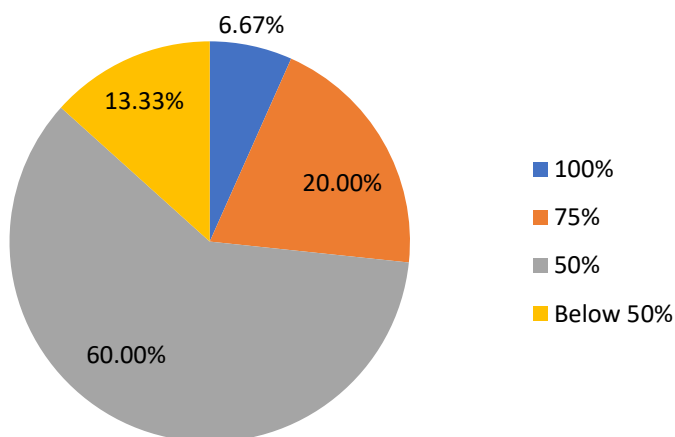
**Q3 Rate how the curriculum supports the required Practical skills in the Laboratory**

|           | Frequency | Percent |
|-----------|-----------|---------|
| 100%      | 1         | 6.7     |
| 75%       | 5         | 33.3    |
| 50%       | 8         | 53.3    |
| Below 50% | 1         | 6.7     |
| Total     | 15        | 100.0   |



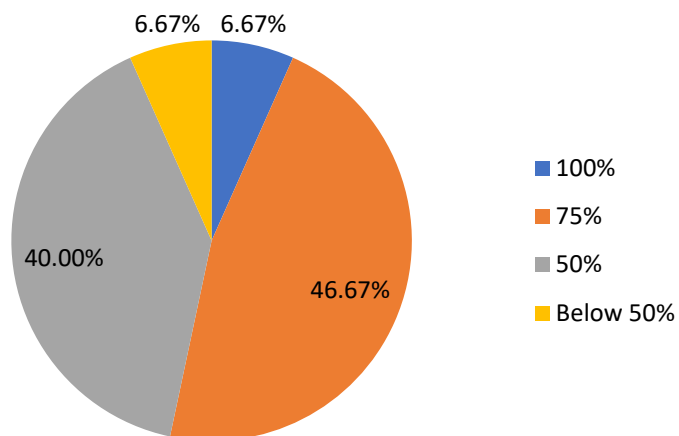
**Q4 Rate your curriculum in terms of providing the basic knowledge required for further Education.**

|           | Frequency | Percent |
|-----------|-----------|---------|
| 100%      | 1         | 6.7     |
| 75%       | 3         | 20.0    |
| 50%       | 9         | 60.0    |
| Below 50% | 2         | 13.3    |
| Total     | 15        | 100.0   |



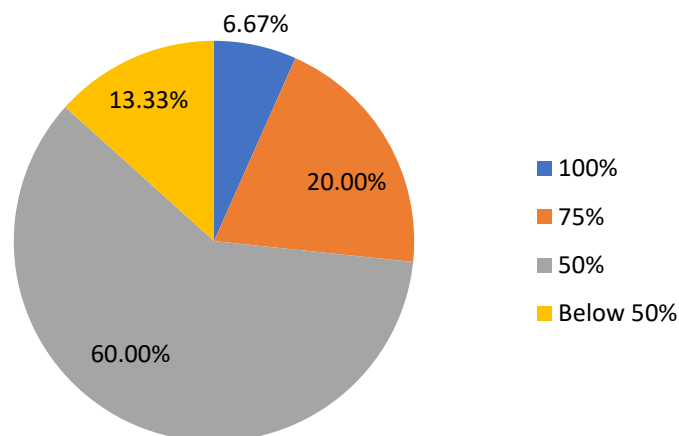
**Q5 How far your syllabus was useful to crack the CSIR/ UGC NET/APSET/GATE/..?**

|           | Frequency | Percent |
|-----------|-----------|---------|
| 100%      | 1         | 6.7     |
| 75%       | 7         | 46.7    |
| 50%       | 6         | 40.0    |
| Below 50% | 1         | 6.7     |
| Total     | 15        | 100.0   |



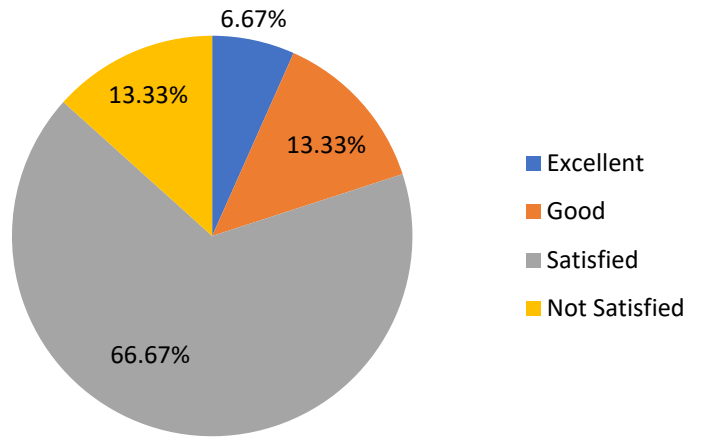
**Q6 Rate the Curriculum – in terms of providing employability after completion of the program.**

|           | Frequency | Percent |
|-----------|-----------|---------|
| 100%      | 1         | 6.7     |
| 75%       | 3         | 20.0    |
| 50%       | 9         | 60.0    |
| Below 50% | 2         | 13.3    |
| Total     | 15        | 100.0   |



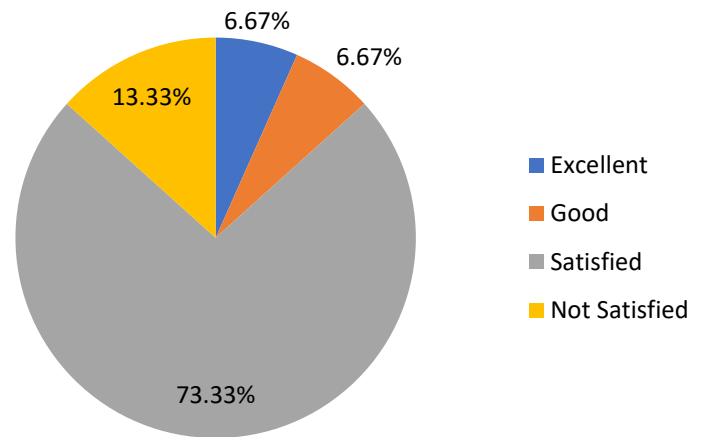
**Q7 Rate the curriculum in improving your knowledge in the subject studied?**

|               | Frequency | Percent |
|---------------|-----------|---------|
| Excellent     | 1         | 6.7     |
| Good          | 2         | 13.3    |
| Satisfied     | 10        | 66.7    |
| Not Satisfied | 2         | 13.3    |
| Total         | 15        | 100.0   |



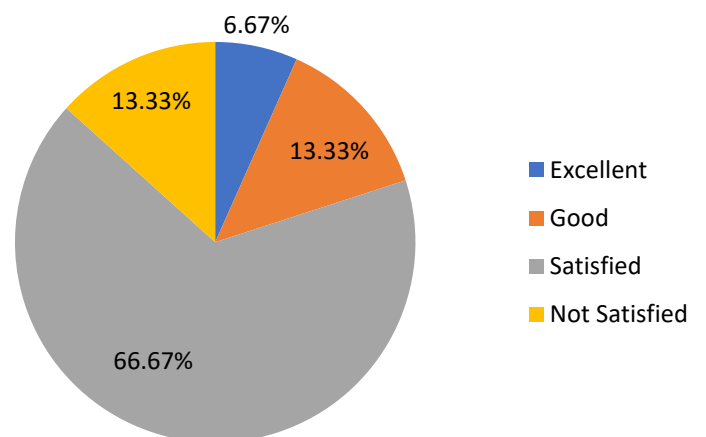
**Q8 Rate the curriculum in terms of content evolving from basic level to Advanced Level in the ascending order of semesters.**

|               | Frequency | Percent |
|---------------|-----------|---------|
| Excellent     | 1         | 6.7     |
| Good          | 1         | 6.7     |
| Satisfied     | 11        | 73.3    |
| Not Satisfied | 2         | 13.3    |
| Total         | 15        | 100.0   |



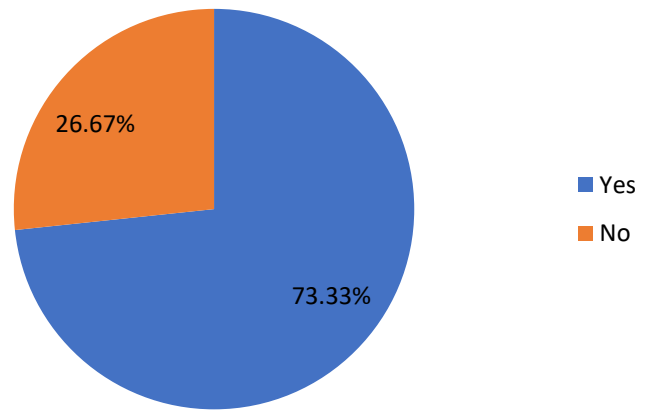
**Q9 What is your over all opinion regarding the existing Curriculum?**

|               | Frequency | Percent |
|---------------|-----------|---------|
| Excellent     | 1         | 6.7     |
| Good          | 2         | 13.3    |
| Satisfied     | 10        | 66.7    |
| Not Satisfied | 2         | 13.3    |
| Total         | 15        | 100.0   |



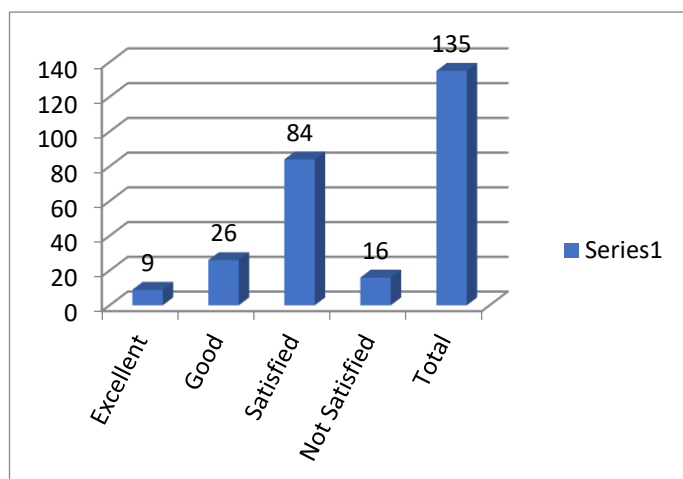
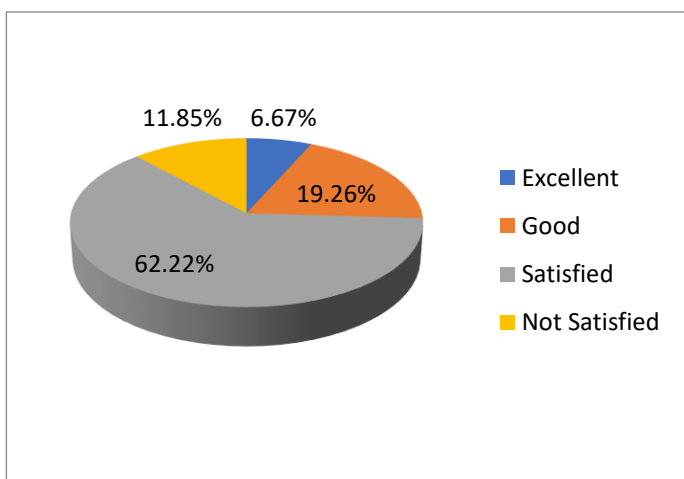
**Q10 Do you think there is a need to modify your syllabus? (Yes/No) If yes, specify what portion needs to be modified with justification.**

|       | Frequency | Percent |
|-------|-----------|---------|
| Yes   | 11        | 73.3    |
| No    | 4         | 26.7    |
| Total | 15        | 100.0   |



### Consolidated statement of analysis:

| S. No        | Question  | No. of students opined |             |                  |                            | Total no. of Responses |
|--------------|---|------------------------|-------------|------------------|----------------------------|------------------------|
|              |   | Excellent/ (100%)      | Good/ (75%) | Satisfied/ (50%) | Not Satisfied/ (Below 50%) |                        |
| 1.           | Rate the syllabus of the courses that you have studied in relation to the competencies expected.  | 1                      | 2           | 10               | 2                          | 15                     |
| 2.           | Rate the relevance of the units in the syllabus of each course.   | 1                      | 1           | 11               | 2                          | 15                     |
| 3.           | Rate how the curriculum supports the required Practical skills in the Laboratory  | 1                      | 5           | 8                | 1                          | 15                     |
| 4.           | Rate your curriculum in terms of providing the basic knowledge required for further Education.  | 1                      | 3           | 9                | 2                          | 15                     |
| 5.           | How far your syllabus was useful to crack the CSIR/ UGC NET/APSET/GATE/..?  | 1                      | 7           | 6                | 1                          | 15                     |
| 6.           | Rate the Curriculum – in terms of providing employability after completion of the program.  | 1                      | 3           | 9                | 2                          | 15                     |
| 7.           | Rate the curriculum in improving your knowledge in the subject studied?   | 1                      | 2           | 10               | 2                          | 15                     |
| 8.           | Rate the curriculum in terms of content evolving from basic level to Advanced Level in the ascending order of semesters.                | 1                      | 1           | 11               | 2                          | 15                     |
| 9.           | What is your over all opinion regarding the existing Curriculum?  | 1                      | 2           | 10               | 2                          | 15                     |
| <b>TOTAL</b> |   | <b>9</b>               | <b>26</b>   | <b>84</b>        | <b>16</b>                  | <b>135</b>             |
| 10.          | Do you think there is a need to modify your syllabus? (Yes/No)<br>If yes, specify what portion needs to be modified with justification. | YES: 11                |             | NO: 4            |                            | 15                     |

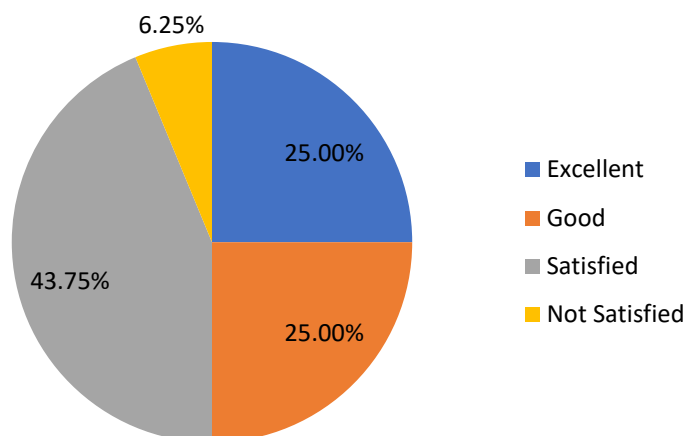


**Program Name:** Bio-Chemistry

For the academic year 2017-18 feedback was received from 16 numbers of students for the program Bio-Chemistry which are then analyzed and the analysis report is prepared and presented

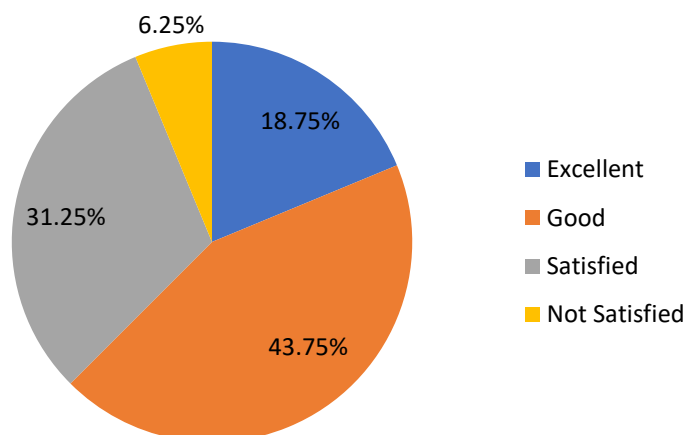
**Q1 Rate the syllabus of the courses that you have studied in relation to the competencies expected.**

|               | Frequency | Percent |
|---------------|-----------|---------|
| Excellent     | 4         | 25.0    |
| Good          | 4         | 25.0    |
| Satisfied     | 7         | 43.8    |
| Not Satisfied | 1         | 6.3     |
| Total         | 16        | 100.0   |



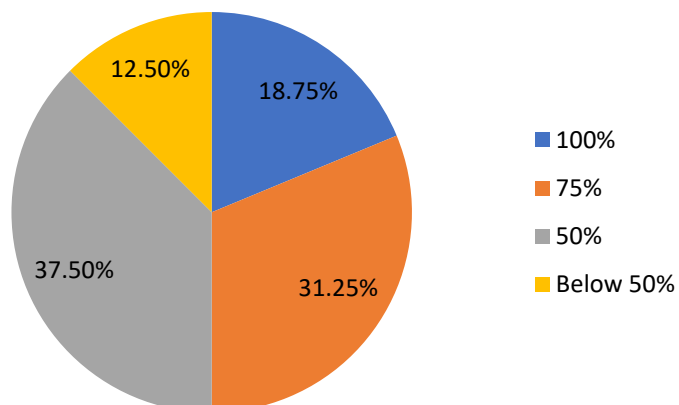
**Q2 Rate the relevance of the units in the syllabus of each course**

|               | Frequency | Percent |
|---------------|-----------|---------|
| Excellent     | 3         | 18.8    |
| Good          | 7         | 43.8    |
| Satisfied     | 5         | 31.3    |
| Not Satisfied | 1         | 6.3     |
| Total         | 16        | 100.0   |



**Q3 Rate how the curriculum supports the required Practical skills in the Laboratory**

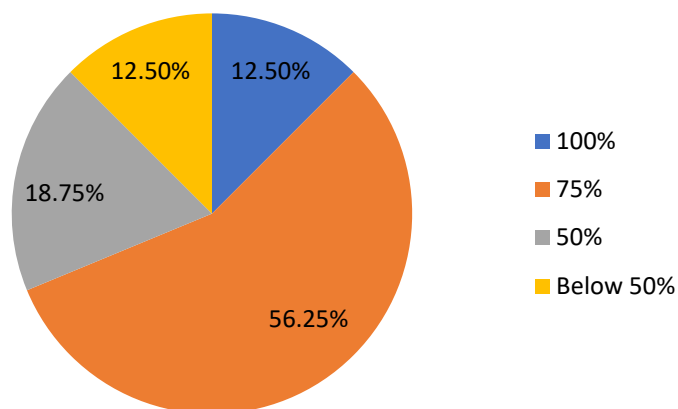
|           | Frequency | Percent |
|-----------|-----------|---------|
| 100%      | 3         | 18.8    |
| 75%       | 5         | 31.3    |
| 50%       | 6         | 37.5    |
| Below 50% | 2         | 12.5    |
| Total     | 16        | 100.0   |





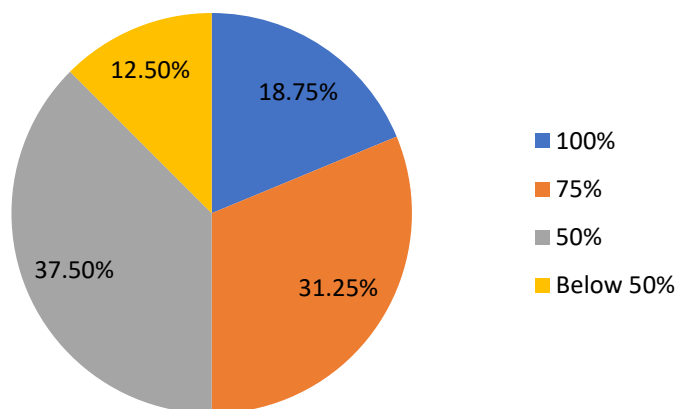
**Q4 Rate your curriculum in terms of providing the basic knowledge required for further Education.**

|           | Frequency | Percent |
|-----------|-----------|---------|
| 100%      | 2         | 12.5    |
| 75%       | 9         | 56.3    |
| 50%       | 3         | 18.8    |
| Below 50% | 2         | 12.5    |
| Total     | 16        | 100.0   |



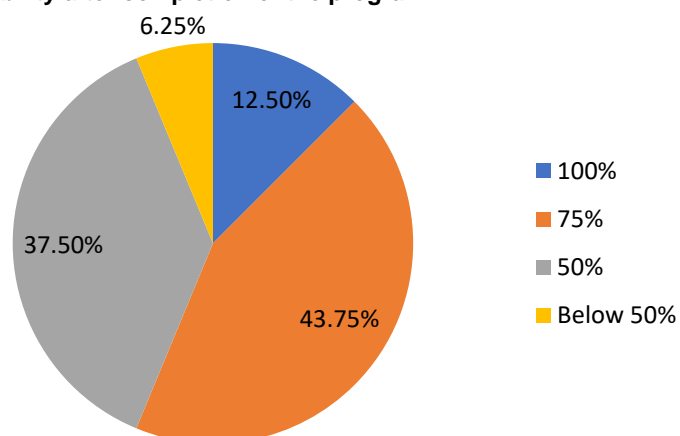
**Q5 How far your syllabus was useful to crack the CSIR/ UGC NET/APSET/GATE/..?**

|           | Frequency | Percent |
|-----------|-----------|---------|
| 100%      | 3         | 18.8    |
| 75%       | 5         | 31.3    |
| 50%       | 6         | 37.5    |
| Below 50% | 2         | 12.5    |
| Total     | 16        | 100.0   |



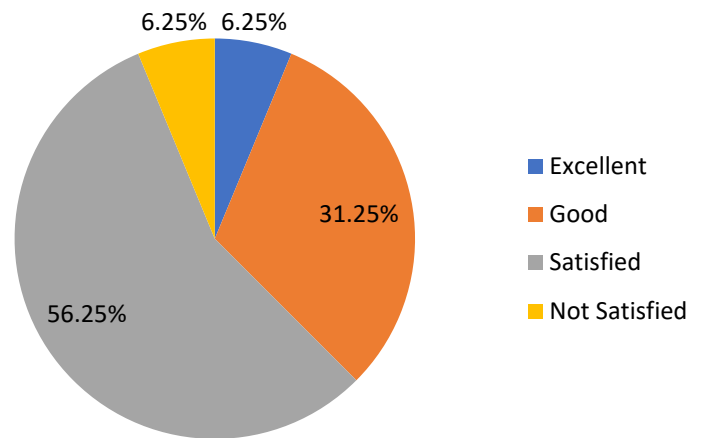
**Q6 Rate the Curriculum – in terms of providing employability after completion of the program.**

|           | Frequency | Percent |
|-----------|-----------|---------|
| 100%      | 2         | 12.5    |
| 75%       | 7         | 43.8    |
| 50%       | 6         | 37.5    |
| Below 50% | 1         | 6.3     |
| Total     | 16        | 100.0   |



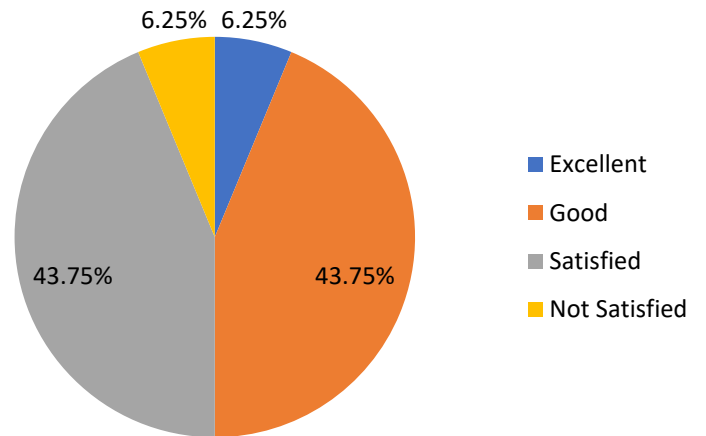
**Q7 Rate the curriculum in improving your knowledge in the subject studied?**

|               | Frequency | Percent |
|---------------|-----------|---------|
| Excellent     | 1         | 6.3     |
| Good          | 5         | 31.3    |
| Satisfied     | 9         | 56.3    |
| Not Satisfied | 1         | 6.3     |
| Total         | 16        | 100.0   |



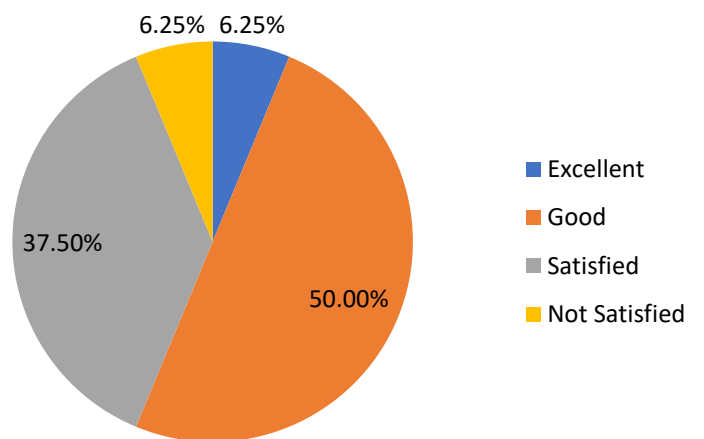
**Q8 Rate the curriculum in terms of content evolving from basic level to Advanced Level in the ascending order of semesters.**

|               | Frequency | Percent |
|---------------|-----------|---------|
| Excellent     | 1         | 6.3     |
| Good          | 7         | 43.8    |
| Satisfied     | 7         | 43.8    |
| Not Satisfied | 1         | 6.3     |
| Total         | 16        | 100.0   |



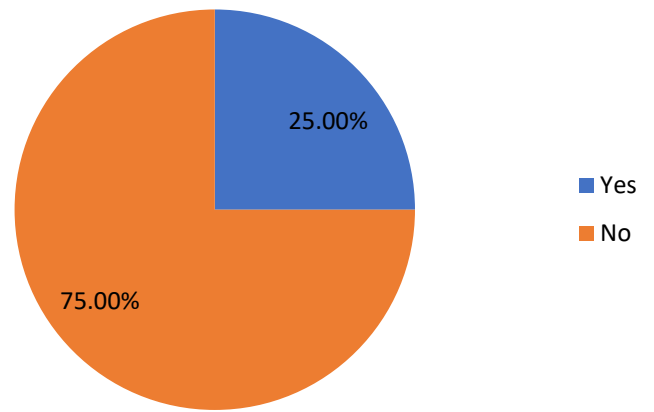
**Q9 What is your over all opinion regarding the existing Curriculum?**

|               | Frequency | Percent |
|---------------|-----------|---------|
| Excellent     | 1         | 6.3     |
| Good          | 8         | 50.0    |
| Satisfied     | 6         | 37.5    |
| Not Satisfied | 1         | 6.3     |
| Total         | 16        | 100.0   |



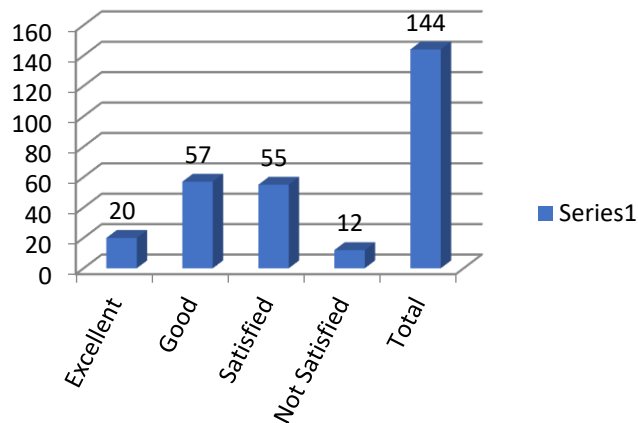
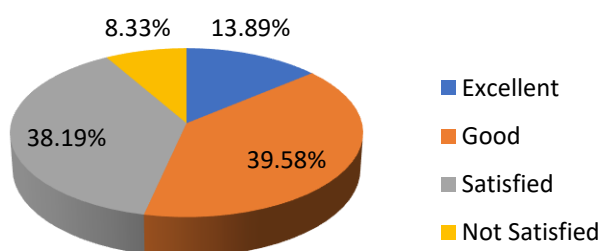
**Q10 Do you think there is a need to modify your syllabus? (Yes/No) If yes, specify what portion needs to be modified with justification.**

|       | Frequency | Percent |
|-------|-----------|---------|
| Yes   | 4         | 25.0    |
| No    | 12        | 75.0    |
| Total | 16        | 100.0   |



### Consolidated statement of analysis:

| S. No        | Question  | No. of students opined |             |                  |                            | Total no. of Responses |
|--------------|---|------------------------|-------------|------------------|----------------------------|------------------------|
|              |   | Excellent/ (100%)      | Good/ (75%) | Satisfied/ (50%) | Not Satisfied/ (Below 50%) |                        |
| 1.           | Rate the syllabus of the courses that you have studied in relation to the competencies expected.  | 4                      | 4           | 7                | 1                          | 16                     |
| 2.           | Rate the relevance of the units in the syllabus of each course.   | 3                      | 7           | 5                | 1                          | 16                     |
| 3.           | Rate how the curriculum supports the required Practical skills in the Laboratory  | 3                      | 5           | 6                | 2                          | 16                     |
| 4.           | Rate your curriculum in terms of providing the basic knowledge required for further Education.  | 2                      | 9           | 3                | 2                          | 16                     |
| 5.           | How far your syllabus was useful to crack the CSIR/ UGC NET/APSET/GATE/..?  | 3                      | 5           | 6                | 2                          | 16                     |
| 6.           | Rate the Curriculum – in terms of providing employability after completion of the program.  | 2                      | 7           | 6                | 1                          | 16                     |
| 7.           | Rate the curriculum in improving your knowledge in the subject studied?   | 1                      | 5           | 9                | 1                          | 16                     |
| 8.           | Rate the curriculum in terms of content evolving from basic level to Advanced Level in the ascending order of semesters.                | 1                      | 7           | 7                | 1                          | 16                     |
| 9.           | What is your over all opinion regarding the existing Curriculum?  | 1                      | 8           | 6                | 1                          | 16                     |
| <b>TOTAL</b> |   | <b>20</b>              | <b>57</b>   | <b>55</b>        | <b>12</b>                  | <b>144</b>             |
| 10.          | Do you think there is a need to modify your syllabus? (Yes/No)<br>If yes, specify what portion needs to be modified with justification. | YES: 4                 |             | NO: 12           |                            | 16                     |

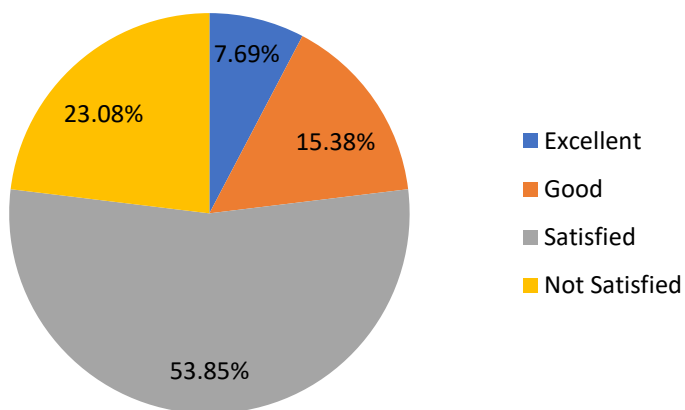


**Program Name:** Bio-Technology

For the academic year 2017-18 feedback was received from 13 numbers of students for the program Bio-Technology which are then analyzed and the analysis report is prepared and presented

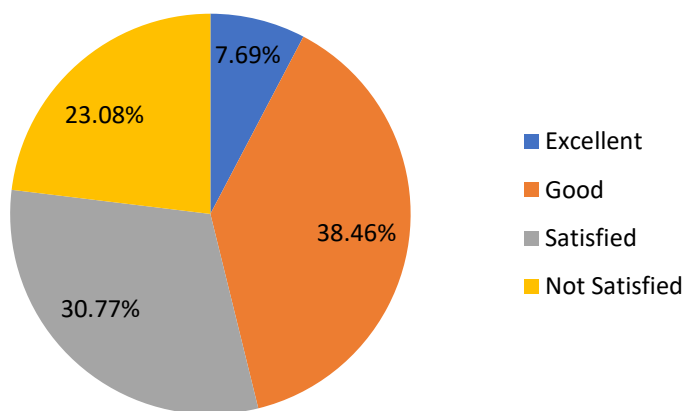
**Q1 Rate the syllabus of the courses that you have studied in relation to the competencies expected.**

|               | Frequency | Percent |
|---------------|-----------|---------|
| Excellent     | 1         | 7.7     |
| Good          | 2         | 15.4    |
| Satisfied     | 7         | 53.8    |
| Not Satisfied | 3         | 23.1    |
| Total         | 13        | 100.0   |



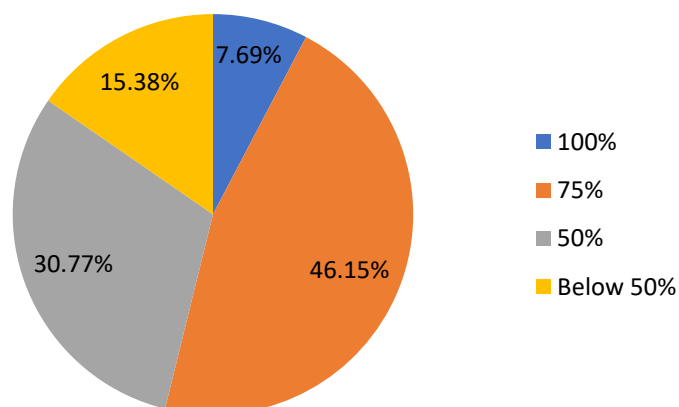
**Q2 Rate the relevance of the units in the syllabus of each course**

|               | Frequency | Percent |
|---------------|-----------|---------|
| Excellent     | 1         | 7.7     |
| Good          | 5         | 38.5    |
| Satisfied     | 4         | 30.8    |
| Not Satisfied | 3         | 23.1    |
| Total         | 13        | 100.0   |



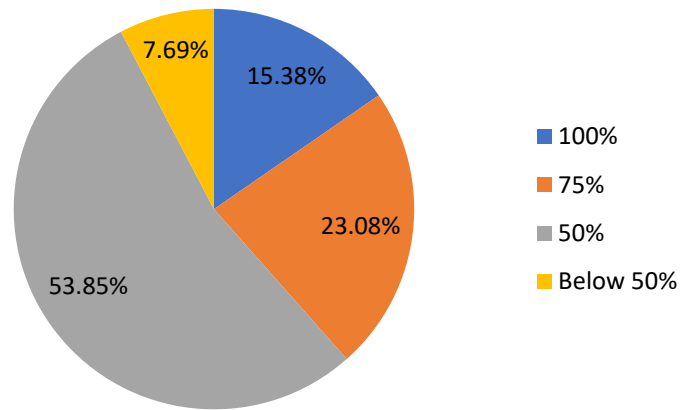
**Q3 Rate how the curriculum supports the required Practical skills in the Laboratory**

|           | Frequency | Percent |
|-----------|-----------|---------|
| 100%      | 1         | 7.7     |
| 75%       | 6         | 46.2    |
| 50%       | 4         | 30.8    |
| Below 50% | 2         | 15.4    |
| Total     | 13        | 100.0   |



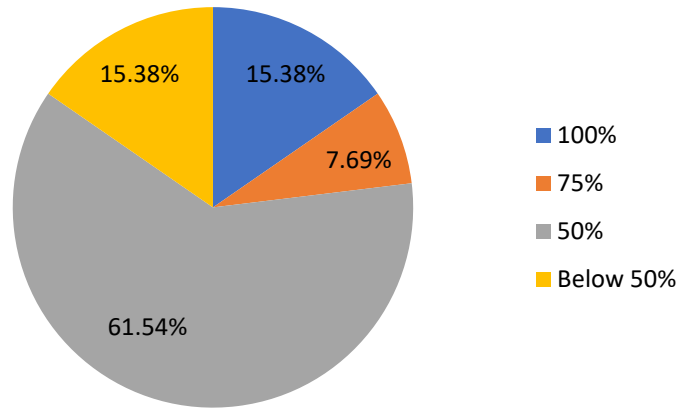
**Q4 Rate your curriculum in terms of providing the basic knowledge required for further Education.**

|           | Frequency | Percent |
|-----------|-----------|---------|
| 100%      | 2         | 15.4    |
| 75%       | 3         | 23.1    |
| 50%       | 7         | 53.8    |
| Below 50% | 1         | 7.7     |
| Total     | 13        | 100.0   |



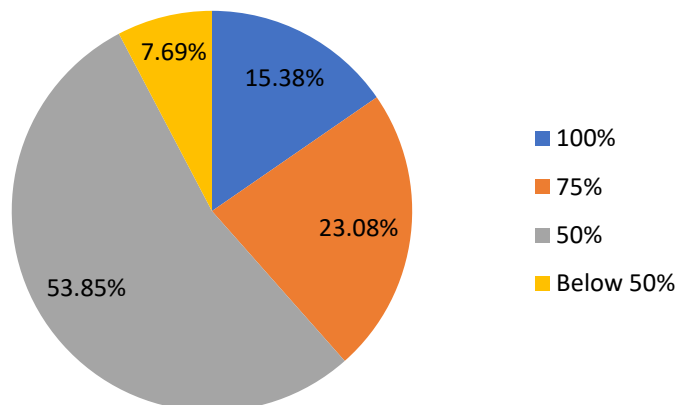
**Q5 How far your syllabus was useful to crack the CSIR/ UGC NET/APSET/GATE/..?**

|           | Frequency | Percent |
|-----------|-----------|---------|
| 100%      | 2         | 15.4    |
| 75%       | 1         | 7.7     |
| 50%       | 8         | 61.5    |
| Below 50% | 2         | 15.4    |
| Total     | 13        | 100.0   |



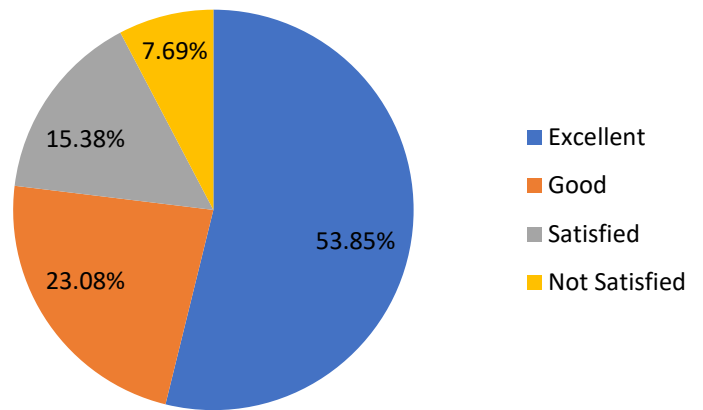
**Q6 Rate the Curriculum – in terms of providing employability after completion of the program.**

|           | Frequency | Percent |
|-----------|-----------|---------|
| 100%      | 2         | 15.4    |
| 75%       | 3         | 23.1    |
| 50%       | 7         | 53.8    |
| Below 50% | 1         | 7.7     |
| Total     | 13        | 100.0   |



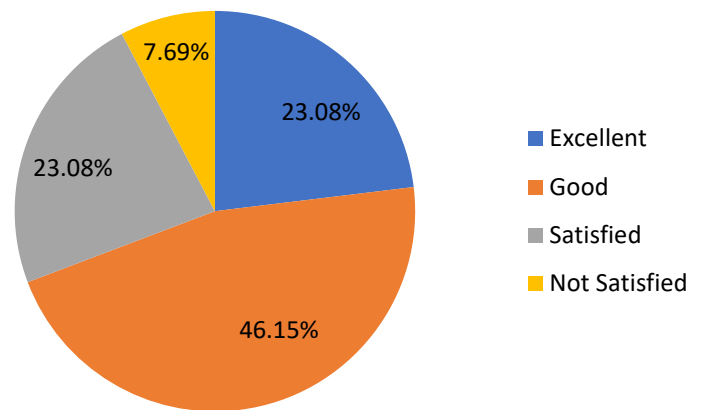
**Q7 Rate the curriculum in improving your knowledge in the subject studied?**

|               | Frequency | Percent |
|---------------|-----------|---------|
| Excellent     | 7         | 53.8    |
| Good          | 3         | 23.1    |
| Satisfied     | 2         | 15.4    |
| Not Satisfied | 1         | 7.7     |
| Total         | 13        | 100.0   |



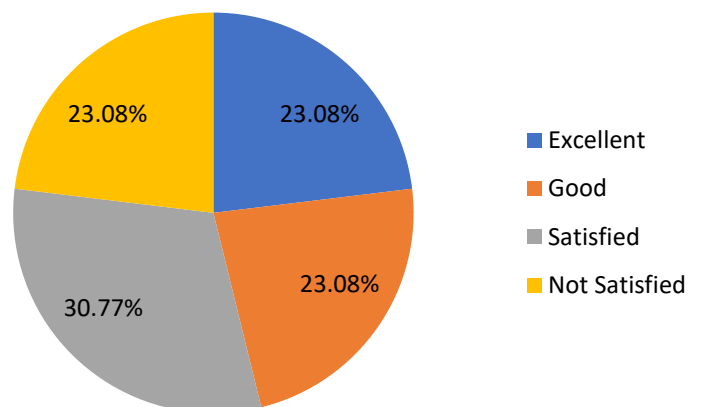
**Q8 Rate the curriculum in terms of content evolving from basic level to Advanced Level in the ascending order of semesters.**

|               | Frequency | Percent |
|---------------|-----------|---------|
| Excellent     | 3         | 23.1    |
| Good          | 6         | 46.2    |
| Satisfied     | 3         | 23.1    |
| Not Satisfied | 1         | 7.7     |
| Total         | 13        | 100.0   |



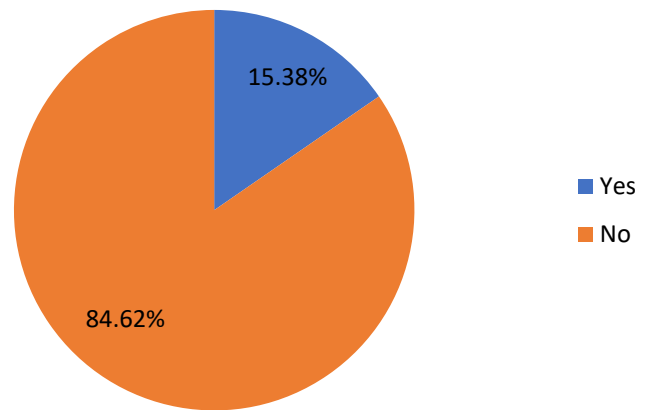
**Q9 What is your over all opinion regarding the existing Curriculum?**

|               | Frequency | Percent |
|---------------|-----------|---------|
| Excellent     | 3         | 23.1    |
| Good          | 3         | 23.1    |
| Satisfied     | 4         | 30.8    |
| Not Satisfied | 3         | 23.1    |
| Total         | 13        | 100.0   |



**Q10 Do you think there is a need to modify your syllabus? (Yes/No) If yes, specify what portion needs to be modified with justification.**

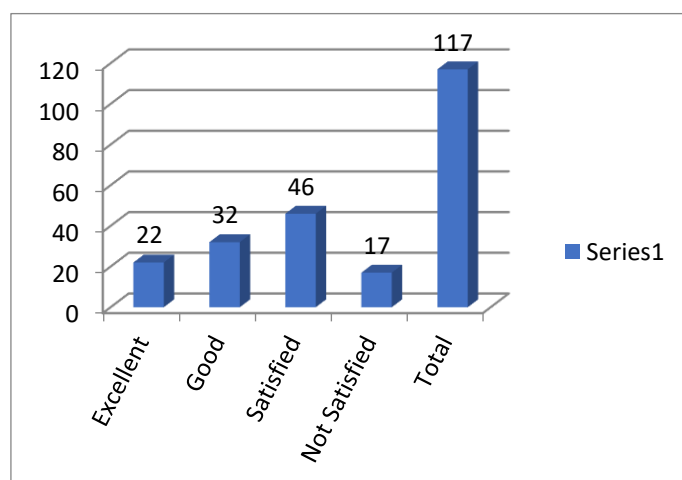
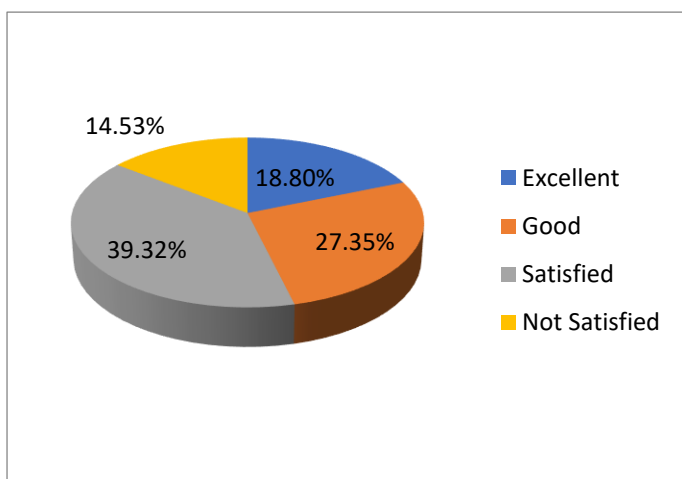
|       | Frequency | Percent |
|-------|-----------|---------|
| Yes   | 2         | 15.4    |
| No    | 11        | 84.6    |
| Total | 13        | 100.0   |





### Consolidated statement of analysis:

| S. No        | Question  | No. of students opined |             |                  |                            | Total no. of Responses |
|--------------|---|------------------------|-------------|------------------|----------------------------|------------------------|
|              |   | Excellent/ (100%)      | Good/ (75%) | Satisfied/ (50%) | Not Satisfied/ (Below 50%) |                        |
| 1.           | Rate the syllabus of the courses that you have studied in relation to the competencies expected.  | 1                      | 2           | 7                | 3                          | 13                     |
| 2.           | Rate the relevance of the units in the syllabus of each course.   | 1                      | 5           | 4                | 3                          | 13                     |
| 3.           | Rate how the curriculum supports the required Practical skills in the Laboratory  | 1                      | 6           | 4                | 2                          | 13                     |
| 4.           | Rate your curriculum in terms of providing the basic knowledge required for further Education.  | 2                      | 3           | 7                | 1                          | 13                     |
| 5.           | How far your syllabus was useful to crack the CSIR/ UGC NET/APSET/GATE/..?  | 2                      | 1           | 8                | 2                          | 13                     |
| 6.           | Rate the Curriculum – in terms of providing employability after completion of the program.  | 2                      | 3           | 7                | 1                          | 13                     |
| 7.           | Rate the curriculum in improving your knowledge in the subject studied?   | 7                      | 3           | 2                | 1                          | 13                     |
| 8.           | Rate the curriculum in terms of content evolving from basic level to Advanced Level in the ascending order of semesters.                | 3                      | 6           | 3                | 1                          | 13                     |
| 9.           | What is your over all opinion regarding the existing Curriculum?  | 3                      | 3           | 4                | 3                          | 13                     |
| <b>TOTAL</b> |   | <b>22</b>              | <b>32</b>   | <b>46</b>        | <b>17</b>                  | <b>117</b>             |
| 10.          | Do you think there is a need to modify your syllabus? (Yes/No)<br>If yes, specify what portion needs to be modified with justification. | YES: 2                 |             | NO: 11           |                            | 13                     |

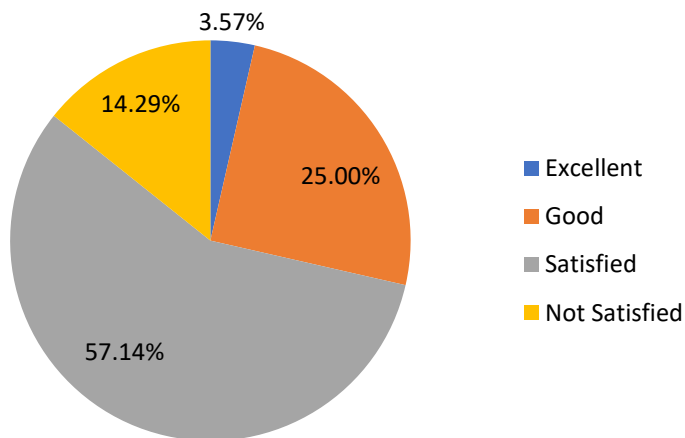


**Program Name:** Botany

For the academic year 2017-18 feedback was received from 28 numbers of students for the program Botany which are then analyzed and the analysis report is prepared and presented.

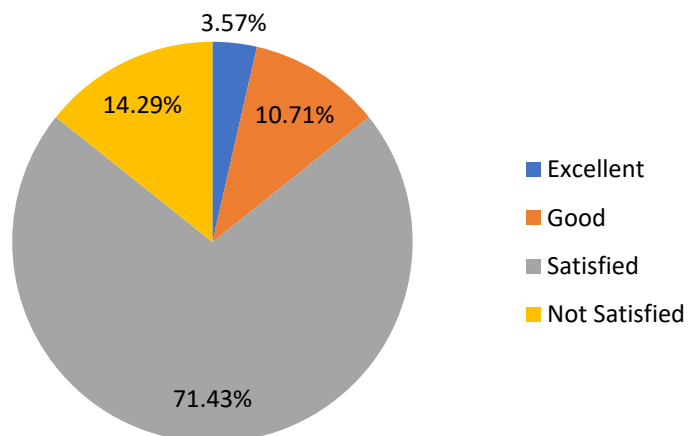
**Q1 Rate the syllabus of the courses that you have studied in relation to the competencies expected.**

|               | Frequency | Percent |
|---------------|-----------|---------|
| Excellent     | 1         | 3.6     |
| Good          | 7         | 25.0    |
| Satisfied     | 16        | 57.1    |
| Not Satisfied | 4         | 14.3    |
| Total         | 28        | 100.0   |



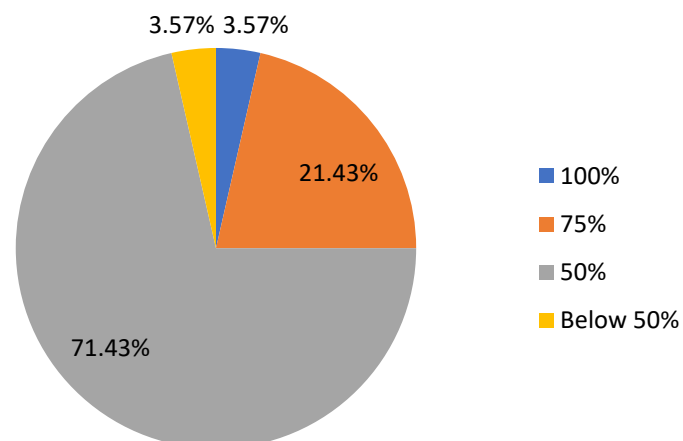
**Q2 Rate the relevance of the units in the syllabus of each course**

|               | Frequency | Percent |
|---------------|-----------|---------|
| Excellent     | 1         | 3.6     |
| Good          | 3         | 10.7    |
| Satisfied     | 20        | 71.4    |
| Not Satisfied | 4         | 14.3    |
| Total         | 28        | 100.0   |



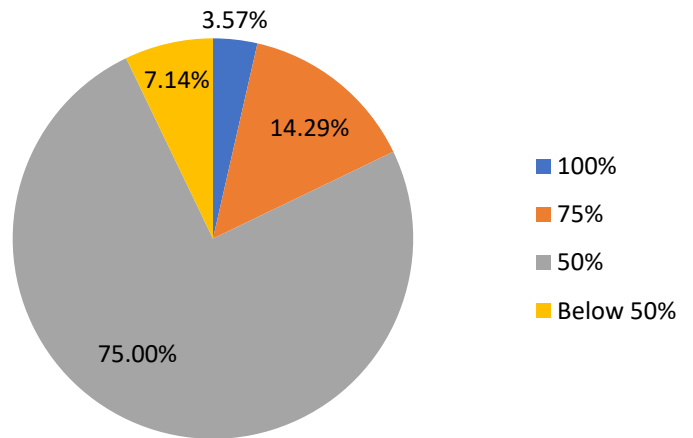
**Q3 Rate how the curriculum supports the required Practical skills in the Laboratory**

|           | Frequency | Percent |
|-----------|-----------|---------|
| 100%      | 1         | 3.6     |
| 75%       | 6         | 21.4    |
| 50%       | 20        | 71.4    |
| Below 50% | 1         | 3.6     |
| Total     | 28        | 100.0   |



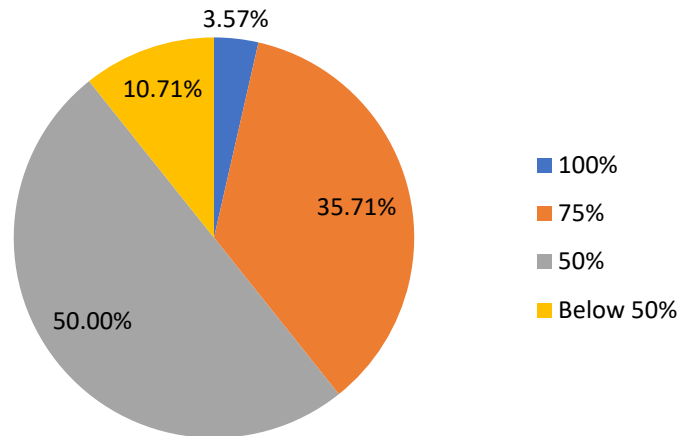
**Q4 Rate your curriculum in terms of providing the basic knowledge required for further Education.**

|           | Frequency | Percent |
|-----------|-----------|---------|
| 100%      | 1         | 3.6     |
| 75%       | 4         | 14.3    |
| 50%       | 21        | 75.0    |
| Below 50% | 2         | 7.1     |
| Total     | 28        | 100.0   |



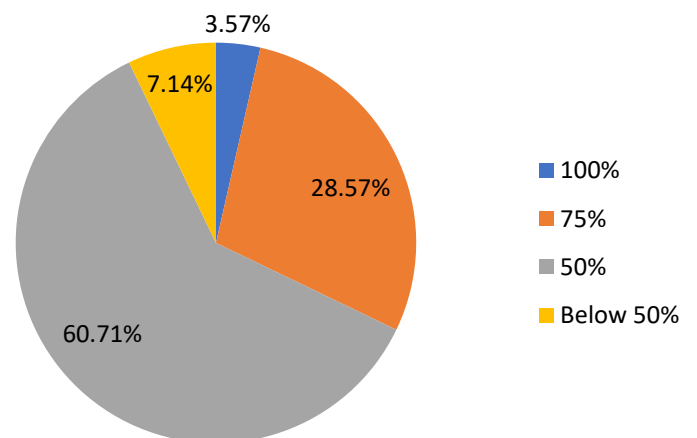
**Q5 How far your syllabus was useful to crack the CSIR/ UGC NET/APSET/GATE/..?**

|           | Frequency | Percent |
|-----------|-----------|---------|
| 100%      | 1         | 3.6     |
| 75%       | 10        | 35.7    |
| 50%       | 14        | 50.0    |
| Below 50% | 3         | 10.7    |
| Total     | 28        | 100.0   |



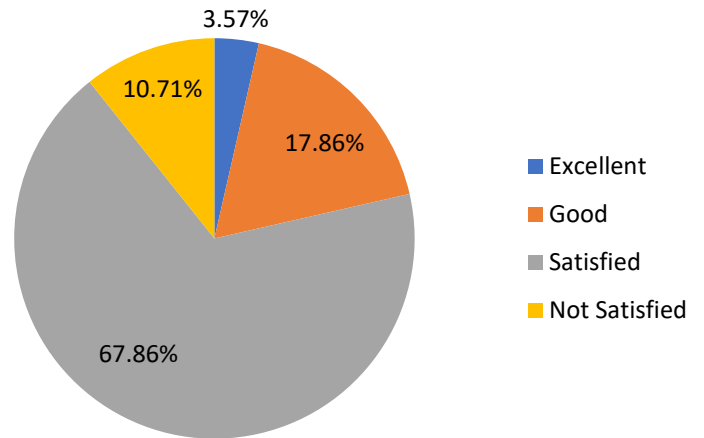
**Q6 Rate the Curriculum – in terms of providing employability after completion of the program.**

|           | Frequency | Percent |
|-----------|-----------|---------|
| 100%      | 1         | 3.6     |
| 75%       | 8         | 28.6    |
| 50%       | 17        | 60.7    |
| Below 50% | 2         | 7.1     |
| Total     | 28        | 100.0   |



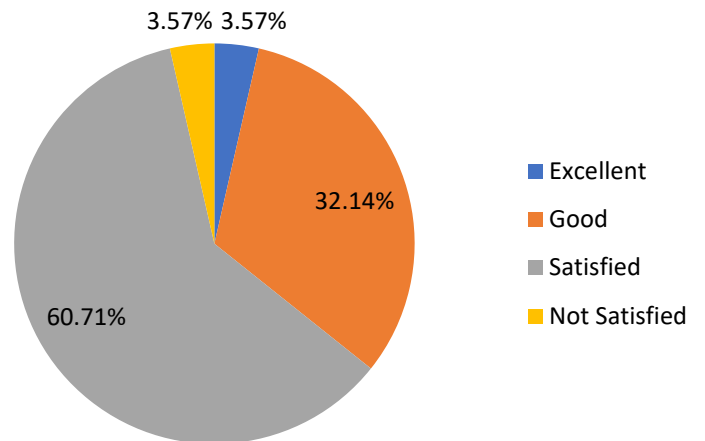
**Q7 Rate the curriculum in improving your knowledge in the subject studied?**

|               | Frequency | Percent |
|---------------|-----------|---------|
| Excellent     | 1         | 3.6     |
| Good          | 5         | 17.9    |
| Satisfied     | 19        | 67.9    |
| Not Satisfied | 3         | 10.7    |
| Total         | 28        | 100.0   |



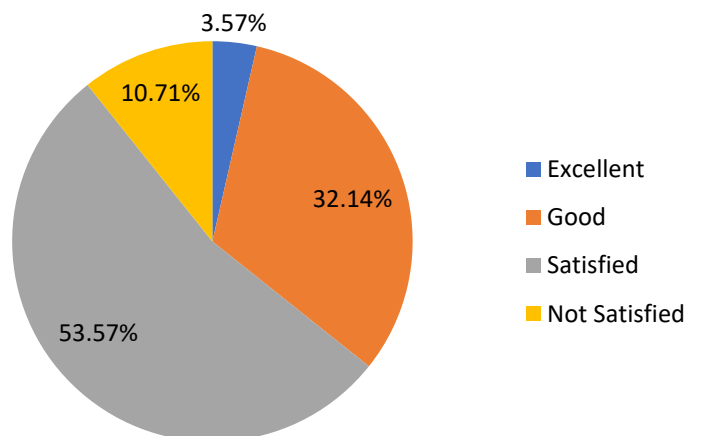
**Q8 Rate the curriculum in terms of content evolving from basic level to Advanced Level in the ascending order of semesters.**

|               | Frequency | Percent |
|---------------|-----------|---------|
| Excellent     | 1         | 3.6     |
| Good          | 9         | 32.1    |
| Satisfied     | 17        | 60.7    |
| Not Satisfied | 1         | 3.6     |
| Total         | 28        | 100.0   |



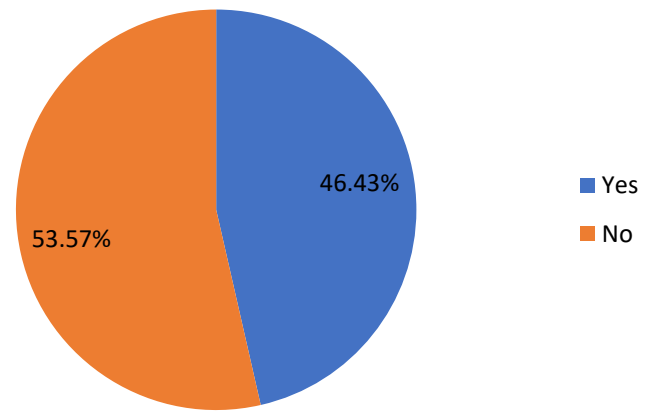
**Q9 What is your over all opinion regarding the existing Curriculum?**

|               | Frequency | Percent |
|---------------|-----------|---------|
| Excellent     | 1         | 3.6     |
| Good          | 9         | 32.1    |
| Satisfied     | 15        | 53.6    |
| Not Satisfied | 3         | 10.7    |
| Total         | 28        | 100.0   |



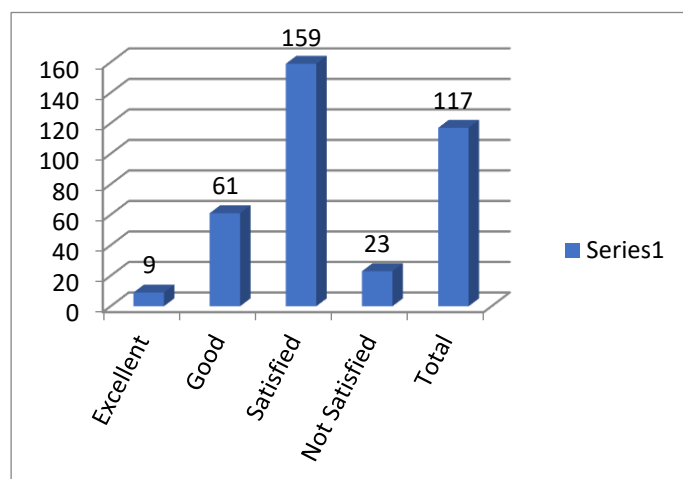
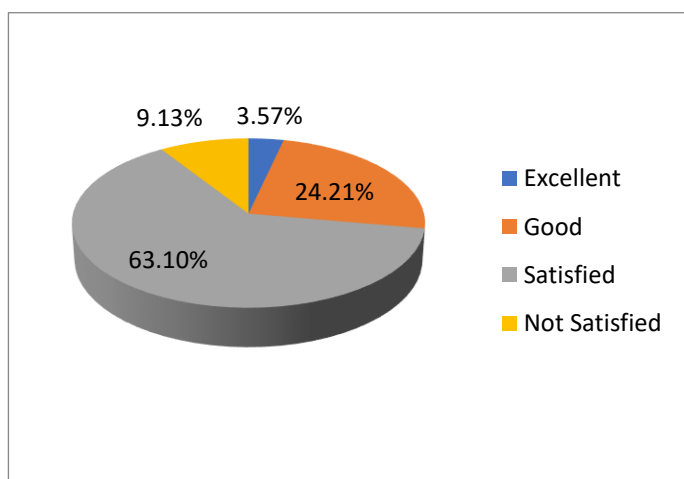
**Q10 Do you think there is a need to modify your syllabus? (Yes/No) If yes, specify what portion needs to be modified with justification.**

|       | Frequency | Percent |
|-------|-----------|---------|
| Yes   | 13        | 46.4    |
| No    | 15        | 53.6    |
| Total | 28        | 100.0   |



### Consolidated statement of analysis:

| S. No        | Question  | No. of students opined |             |                  |                            | Total no. of Responses |
|--------------|---|------------------------|-------------|------------------|----------------------------|------------------------|
|              |   | Excellent/ (100%)      | Good/ (75%) | Satisfied/ (50%) | Not Satisfied/ (Below 50%) |                        |
| 1.           | Rate the syllabus of the courses that you have studied in relation to the competencies expected.  | 1                      | 7           | 16               | 4                          | 28                     |
| 2.           | Rate the relevance of the units in the syllabus of each course.   | 1                      | 3           | 20               | 4                          | 28                     |
| 3.           | Rate how the curriculum supports the required Practical skills in the Laboratory  | 1                      | 6           | 20               | 1                          | 28                     |
| 4.           | Rate your curriculum in terms of providing the basic knowledge required for further Education.  | 1                      | 4           | 21               | 2                          | 28                     |
| 5.           | How far your syllabus was useful to crack the CSIR/ UGC NET/APSET/GATE/..?  | 1                      | 10          | 14               | 3                          | 28                     |
| 6.           | Rate the Curriculum – in terms of providing employability after completion of the program.  | 1                      | 8           | 17               | 2                          | 28                     |
| 7.           | Rate the curriculum in improving your knowledge in the subject studied?   | 1                      | 5           | 19               | 3                          | 28                     |
| 8.           | Rate the curriculum in terms of content evolving from basic level to Advanced Level in the ascending order of semesters.                | 1                      | 9           | 17               | 1                          | 28                     |
| 9.           | What is your over all opinion regarding the existing Curriculum?  | 1                      | 9           | 15               | 3                          | 28                     |
| <b>TOTAL</b> |   | <b>9</b>               | <b>61</b>   | <b>159</b>       | <b>23</b>                  | <b>252</b>             |
| 10.          | Do you think there is a need to modify your syllabus? (Yes/No)<br>If yes, specify what portion needs to be modified with justification. | YES: 13                |             | NO: 15           |                            | 28                     |

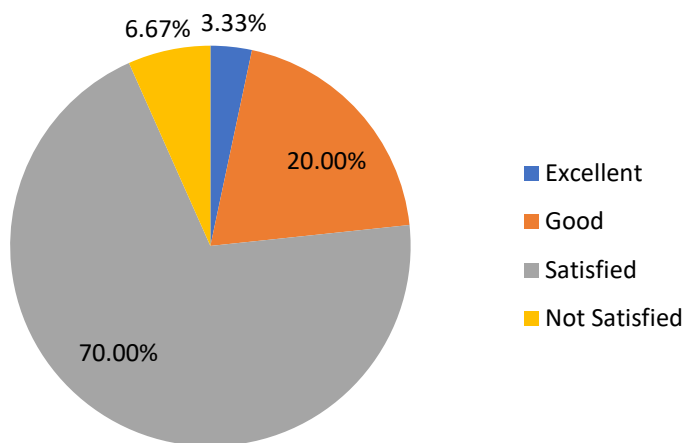


**Program Name:** Chemistry

For the academic year 2017-18 feedback was received from 30 numbers of students for the program Chemistry which are then analyzed and the analysis report is prepared and presented

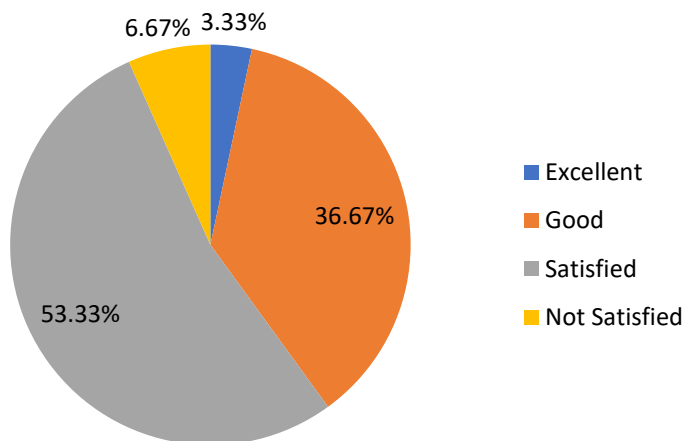
**Q1 Rate the syllabus of the courses that you have studied in relation to the competencies expected.**

|               | Frequency | Percent |
|---------------|-----------|---------|
| Excellent     | 1         | 3.3     |
| Good          | 6         | 20.0    |
| Satisfied     | 21        | 70.0    |
| Not Satisfied | 2         | 6.7     |
| Total         | 30        | 100.0   |



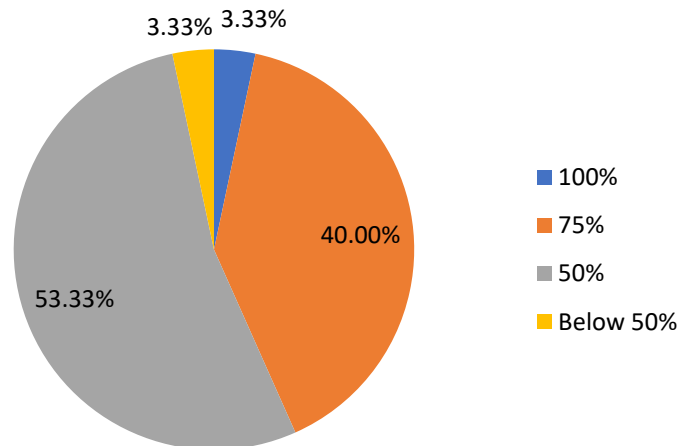
**Q2 Rate the relevance of the units in the syllabus of each course**

|               | Frequency | Percent |
|---------------|-----------|---------|
| Excellent     | 1         | 3.3     |
| Good          | 11        | 36.7    |
| Satisfied     | 16        | 53.3    |
| Not Satisfied | 2         | 6.7     |
| Total         | 30        | 100.0   |



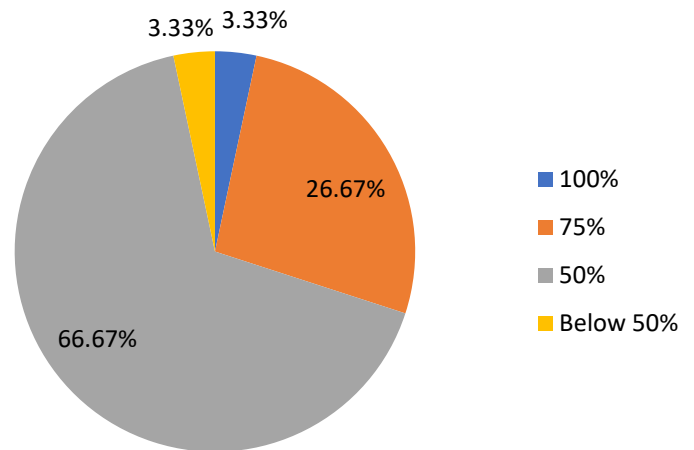
**Q3 Rate how the curriculum supports the required Practical skills in the Laboratory**

|           | Frequency | Percent |
|-----------|-----------|---------|
| 100%      | 1         | 3.3     |
| 75%       | 12        | 40.0    |
| 50%       | 16        | 53.3    |
| Below 50% | 1         | 3.3     |
| Total     | 30        | 100.0   |



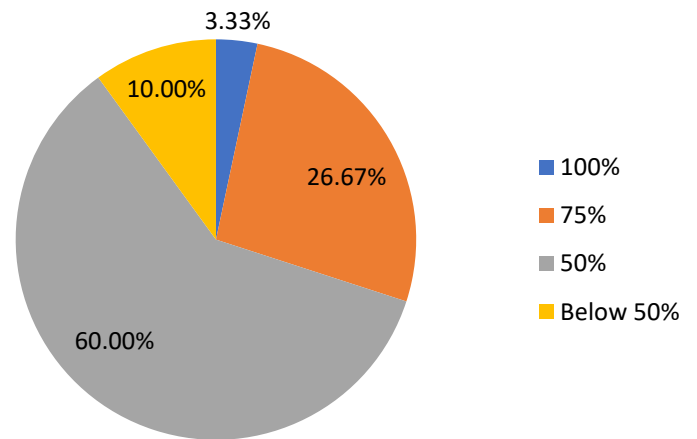
**Q4 Rate your curriculum in terms of providing the basic knowledge required for further Education.**

|           | Frequency | Percent |
|-----------|-----------|---------|
| 100%      | 1         | 3.3     |
| 75%       | 8         | 26.7    |
| 50%       | 20        | 66.7    |
| Below 50% | 1         | 3.3     |
| Total     | 30        | 100.0   |



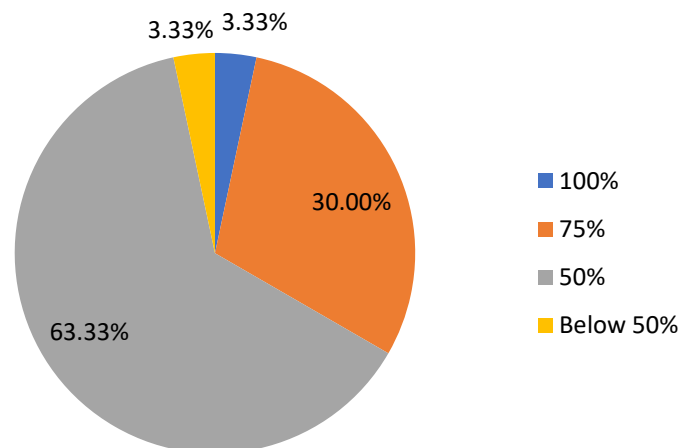
**Q5 How far your syllabus was useful to crack the CSIR/ UGC NET/APSET/GATE/..?**

|           | Frequency | Percent |
|-----------|-----------|---------|
| 100%      | 1         | 3.3     |
| 75%       | 8         | 26.7    |
| 50%       | 18        | 60.0    |
| Below 50% | 3         | 10.0    |
| Total     | 30        | 100.0   |



**Q6 Rate the Curriculum – in terms of providing employability after completion of the program.**

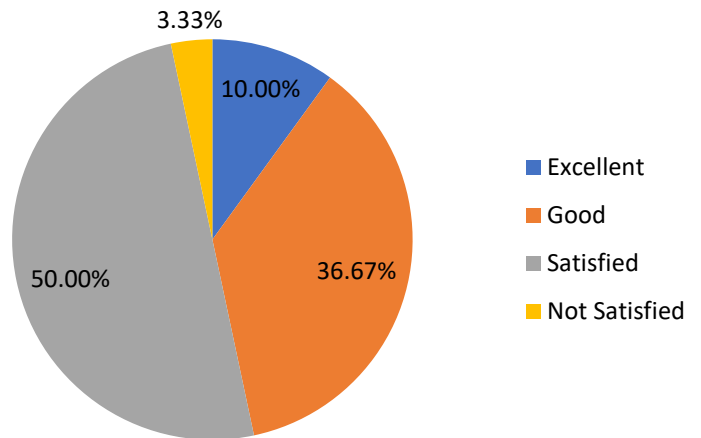
|           | Frequency | Percent |
|-----------|-----------|---------|
| 100%      | 1         | 3.3     |
| 75%       | 9         | 30.0    |
| 50%       | 19        | 63.3    |
| Below 50% | 1         | 3.3     |
| Total     | 30        | 100.0   |





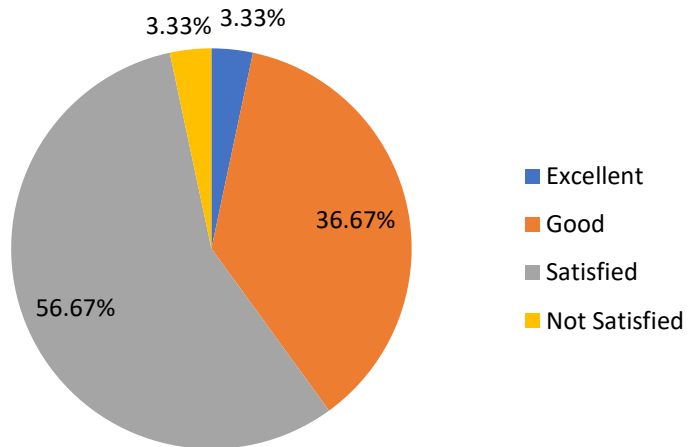
**Q7 Rate the curriculum in improving your knowledge in the subject studied?**

|               | Frequency | Percent |
|---------------|-----------|---------|
| Excellent     | 3         | 10.0    |
| Good          | 11        | 36.7    |
| Satisfied     | 15        | 50.0    |
| Not Satisfied | 1         | 3.3     |
| Total         | 30        | 100.0   |



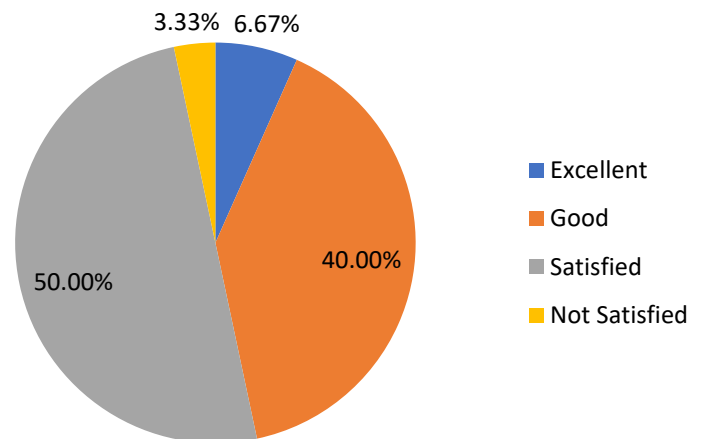
**Q8 Rate the curriculum in terms of content evolving from basic level to Advanced Level in the ascending order of semesters.**

|               | Frequency | Percent |
|---------------|-----------|---------|
| Excellent     | 1         | 3.3     |
| Good          | 11        | 36.7    |
| Satisfied     | 17        | 56.7    |
| Not Satisfied | 1         | 3.3     |
| Total         | 30        | 100.0   |



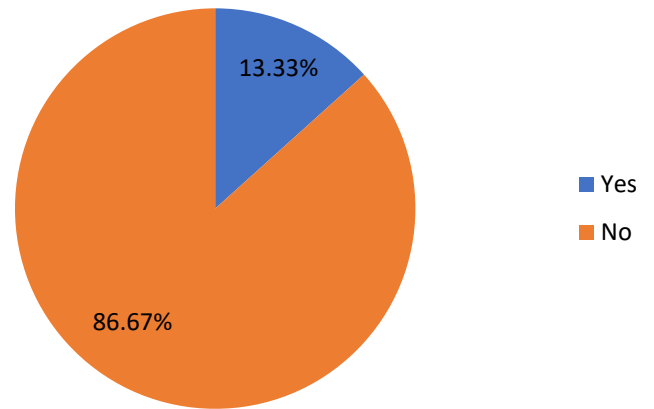
**Q9 What is your over all opinion regarding the existing Curriculum?**

|               | Frequency | Percent |
|---------------|-----------|---------|
| Excellent     | 2         | 6.7     |
| Good          | 12        | 40.0    |
| Satisfied     | 15        | 50.0    |
| Not Satisfied | 1         | 3.3     |
| Total         | 30        | 100.0   |



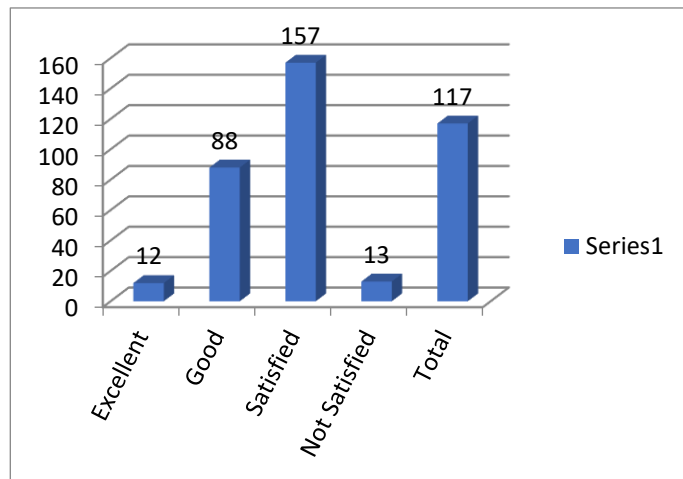
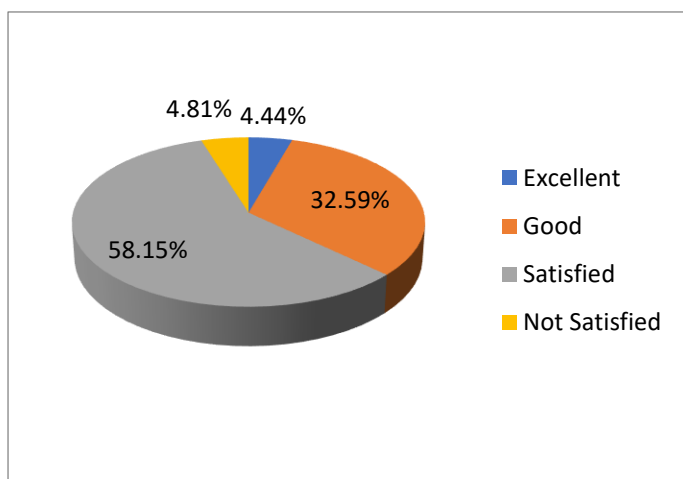
**Q10 Do you think there is a need to modify your syllabus? (Yes/No) If yes, specify what portion needs to be modified with justification.**

|       | Frequency | Percent |
|-------|-----------|---------|
| Yes   | 4         | 13.3    |
| No    | 26        | 86.7    |
| Total | 30        | 100.0   |



### Consolidated statement of analysis:

| S. No        | Question  | No. of students opined |             |                  |                            | Total no. of Responses |
|--------------|---|------------------------|-------------|------------------|----------------------------|------------------------|
|              |   | Excellent/ (100%)      | Good/ (75%) | Satisfied/ (50%) | Not Satisfied/ (Below 50%) |                        |
| 1.           | Rate the syllabus of the courses that you have studied in relation to the competencies expected.  | 1                      | 6           | 21               | 2                          | 30                     |
| 2.           | Rate the relevance of the units in the syllabus of each course.   | 1                      | 11          | 16               | 2                          | 30                     |
| 3.           | Rate how the curriculum supports the required Practical skills in the Laboratory  | 1                      | 12          | 16               | 1                          | 30                     |
| 4.           | Rate your curriculum in terms of providing the basic knowledge required for further Education.  | 1                      | 8           | 20               | 1                          | 30                     |
| 5.           | How far your syllabus was useful to crack the CSIR/ UGC NET/APSET/GATE/..?  | 1                      | 8           | 18               | 3                          | 30                     |
| 6.           | Rate the Curriculum – in terms of providing employability after completion of the program.  | 1                      | 9           | 19               | 1                          | 30                     |
| 7.           | Rate the curriculum in improving your knowledge in the subject studied?   | 3                      | 11          | 15               | 1                          | 30                     |
| 8.           | Rate the curriculum in terms of content evolving from basic level to Advanced Level in the ascending order of semesters.                | 1                      | 11          | 17               | 1                          | 30                     |
| 9.           | What is your over all opinion regarding the existing Curriculum?  | 2                      | 12          | 15               | 1                          | 30                     |
| <b>TOTAL</b> |   | <b>12</b>              | <b>88</b>   | <b>157</b>       | <b>13</b>                  | <b>270</b>             |
| 10.          | Do you think there is a need to modify your syllabus? (Yes/No)<br>If yes, specify what portion needs to be modified with justification. | YES: 4                 |             | NO: 26           |                            | 30                     |

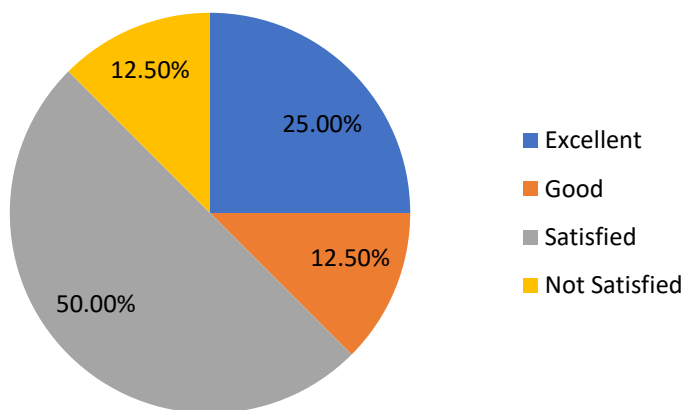


**Program Name:** Geology

For the academic year 2017-18 feedback was received from 8 numbers of students for the program Geology which are then analyzed and the analysis report is prepared and presented

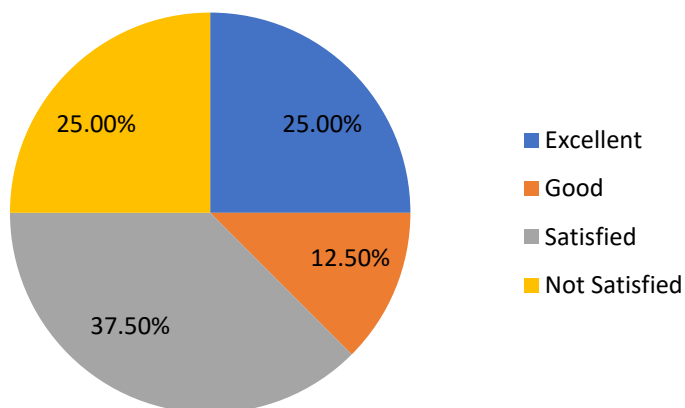
**Q1 Rate the syllabus of the courses that you have studied in relation to the competencies expected.**

|               | Frequency | Percent |
|---------------|-----------|---------|
| Excellent     | 2         | 25.0    |
| Good          | 1         | 12.5    |
| Satisfied     | 4         | 50.0    |
| Not Satisfied | 1         | 12.5    |
| Total         | 8         | 100.0   |



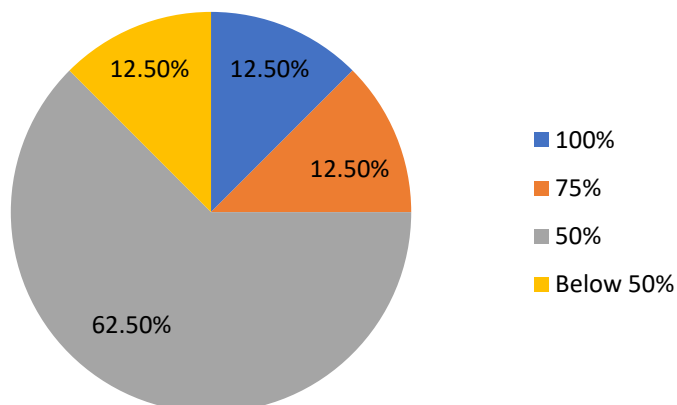
**Q2 Rate the relevance of the units in the syllabus of each course**

|               | Frequency | Percent |
|---------------|-----------|---------|
| Excellent     | 2         | 25.0    |
| Good          | 1         | 12.5    |
| Satisfied     | 3         | 37.5    |
| Not Satisfied | 2         | 25.0    |
| Total         | 8         | 100.0   |



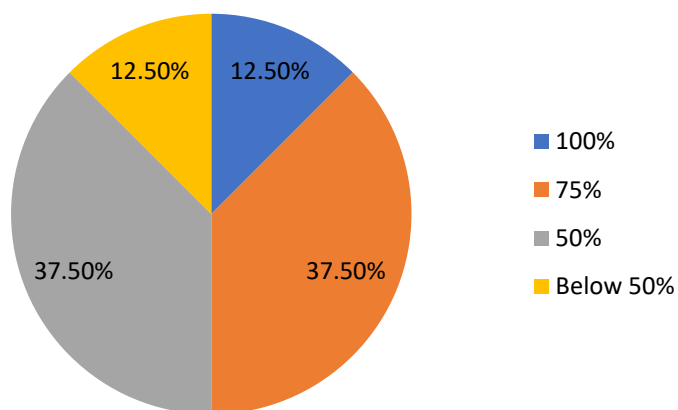
**Q3 Rate how the curriculum supports the required Practical skills in the Laboratory**

|           | Frequency | Percent |
|-----------|-----------|---------|
| 100%      | 1         | 12.5    |
| 75%       | 1         | 12.5    |
| 50%       | 5         | 62.5    |
| Below 50% | 1         | 12.5    |
| Total     | 8         | 100.0   |



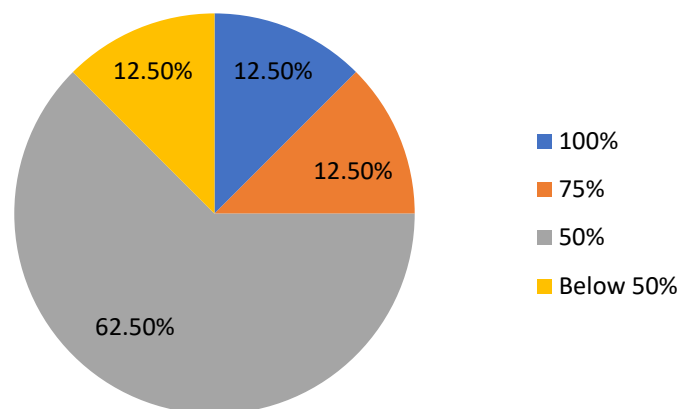
**Q4 Rate your curriculum in terms of providing the basic knowledge required for further Education.**

|           | Frequency | Percent |
|-----------|-----------|---------|
| 100%      | 1         | 12.5    |
| 75%       | 3         | 37.5    |
| 50%       | 3         | 37.5    |
| Below 50% | 1         | 12.5    |
| Total     | 8         | 100.0   |



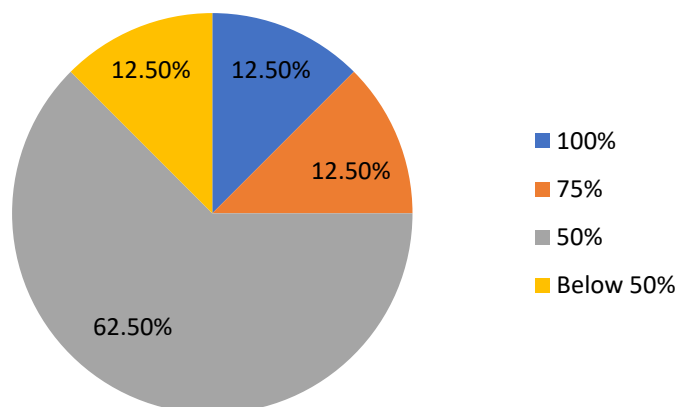
**Q5 How far your syllabus was useful to crack the CSIR/ UGC NET/APSET/GATE/..?**

|           | Frequency | Percent |
|-----------|-----------|---------|
| 100%      | 1         | 12.5    |
| 75%       | 1         | 12.5    |
| 50%       | 5         | 62.5    |
| Below 50% | 1         | 12.5    |
| Total     | 8         | 100.0   |



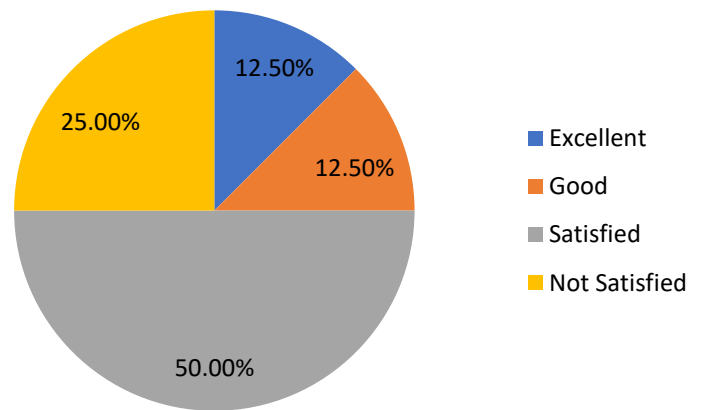
**Q6 Rate the Curriculum – in terms of providing employability after completion of the program.**

|           | Frequency | Percent |
|-----------|-----------|---------|
| 100%      | 1         | 12.5    |
| 75%       | 1         | 12.5    |
| 50%       | 5         | 62.5    |
| Below 50% | 1         | 12.5    |
| Total     | 8         | 100.0   |



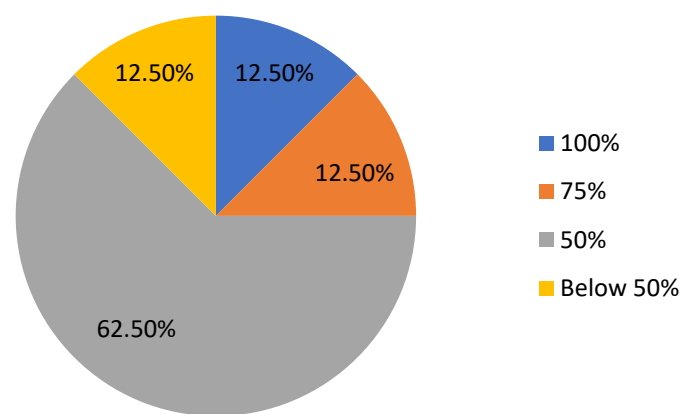
**Q7 Rate the curriculum in improving your knowledge in the subject studied?**

|               | Frequency | Percent |
|---------------|-----------|---------|
| Excellent     | 1         | 12.5    |
| Good          | 1         | 12.5    |
| Satisfied     | 4         | 50.0    |
| Not Satisfied | 2         | 25.0    |
| Total         | 8         | 100.0   |



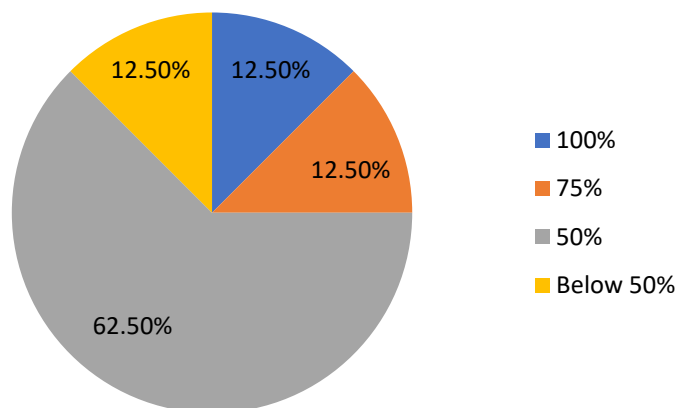
**Q8 Rate the curriculum in terms of content evolving from basic level to Advanced Level in the ascending order of semesters.**

|               | Frequency | Percent |
|---------------|-----------|---------|
| Excellent     | 1         | 12.5    |
| Good          | 1         | 12.5    |
| Satisfied     | 5         | 62.5    |
| Not Satisfied | 1         | 12.5    |
| Total         | 8         | 100.0   |



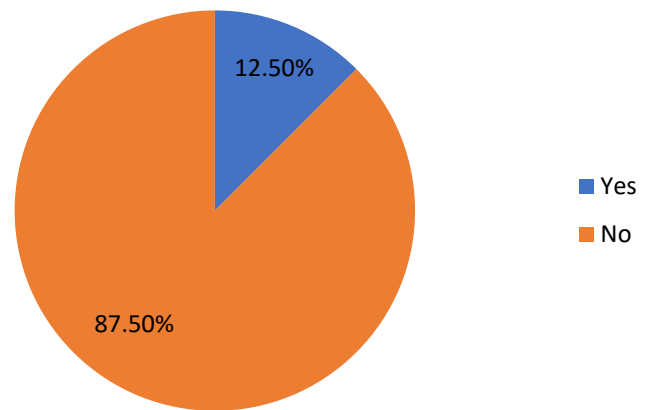
**Q9 What is your overall opinion regarding the existing Curriculum?**

|               | Frequency | Percent |
|---------------|-----------|---------|
| Excellent     | 1         | 12.5    |
| Good          | 1         | 12.5    |
| Satisfied     | 5         | 62.5    |
| Not Satisfied | 1         | 12.5    |
| Total         | 8         | 100.0   |



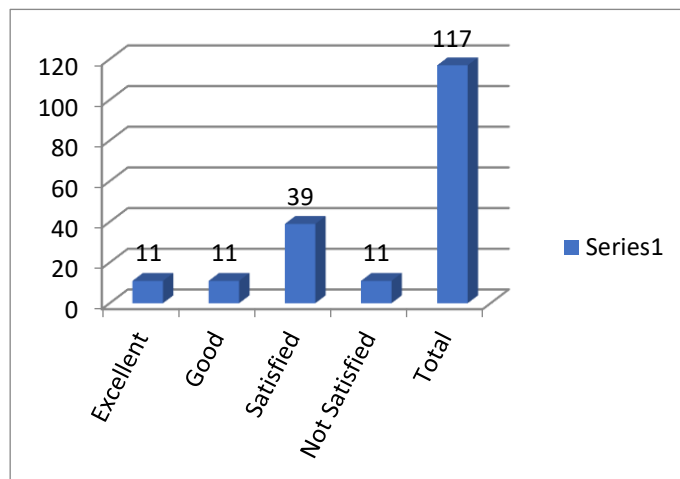
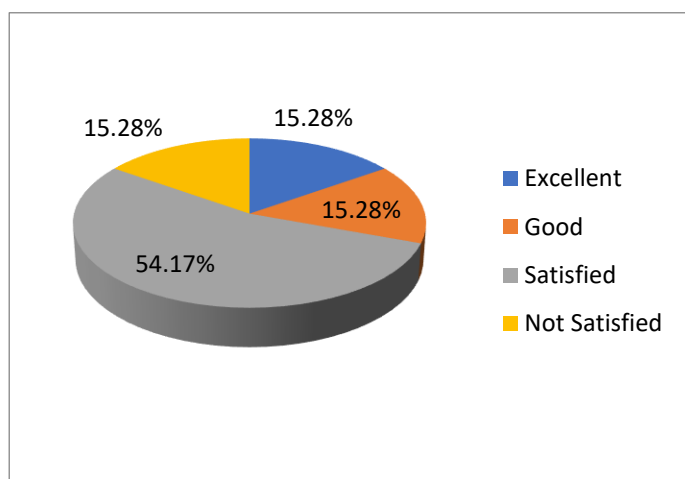
**Q10 Do you think there is a need to modify your syllabus? (Yes/No) If yes, specify what portion needs to be modified with justification.**

|       | Frequency | Percent |
|-------|-----------|---------|
| Yes   | 1         | 12.5    |
| No    | 7         | 87.5    |
| Total | 8         | 100.0   |



### Consolidated statement of analysis:

| S. No        | Question  | No. of students opined |             |                  |                            | Total no. of Responses |
|--------------|---|------------------------|-------------|------------------|----------------------------|------------------------|
|              |   | Excellent/ (100%)      | Good/ (75%) | Satisfied/ (50%) | Not Satisfied/ (Below 50%) |                        |
| 1.           | Rate the syllabus of the courses that you have studied in relation to the competencies expected.  | 2                      | 1           | 4                | 1                          | 8                      |
| 2.           | Rate the relevance of the units in the syllabus of each course.   | 2                      | 1           | 3                | 2                          | 8                      |
| 3.           | Rate how the curriculum supports the required Practical skills in the Laboratory  | 1                      | 1           | 5                | 1                          | 8                      |
| 4.           | Rate your curriculum in terms of providing the basic knowledge required for further Education.  | 1                      | 3           | 3                | 1                          | 8                      |
| 5.           | How far your syllabus was useful to crack the CSIR/ UGC NET/APSET/GATE/..?  | 1                      | 1           | 5                | 1                          | 8                      |
| 6.           | Rate the Curriculum – in terms of providing employability after completion of the program.  | 1                      | 1           | 5                | 1                          | 8                      |
| 7.           | Rate the curriculum in improving your knowledge in the subject studied?   | 1                      | 1           | 4                | 2                          | 8                      |
| 8.           | Rate the curriculum in terms of content evolving from basic level to Advanced Level in the ascending order of semesters.                | 1                      | 1           | 5                | 1                          | 8                      |
| 9.           | What is your over all opinion regarding the existing Curriculum?  | 1                      | 1           | 5                | 1                          | 8                      |
| <b>TOTAL</b> |   | <b>11</b>              | <b>11</b>   | <b>39</b>        | <b>11</b>                  | <b>72</b>              |
| 10.          | Do you think there is a need to modify your syllabus? (Yes/No)<br>If yes, specify what portion needs to be modified with justification. | YES: 1                 |             | NO: 7            |                            | 8                      |



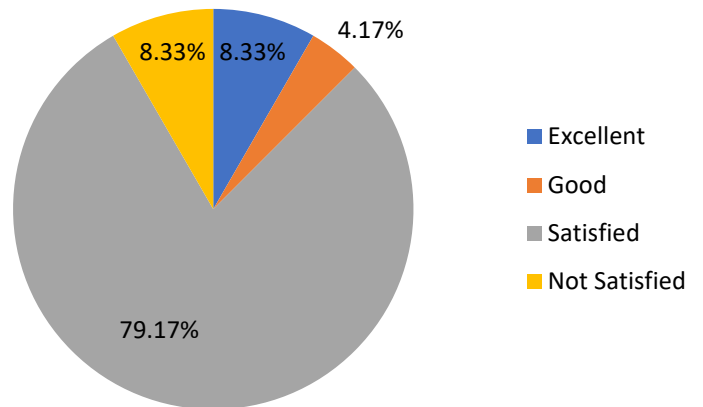


**Program Name:** Mathematics

For the academic year 2017-18 feedback was received from 24 numbers of students for the program Mathematics which are then analyzed and the analysis report is prepared and presented

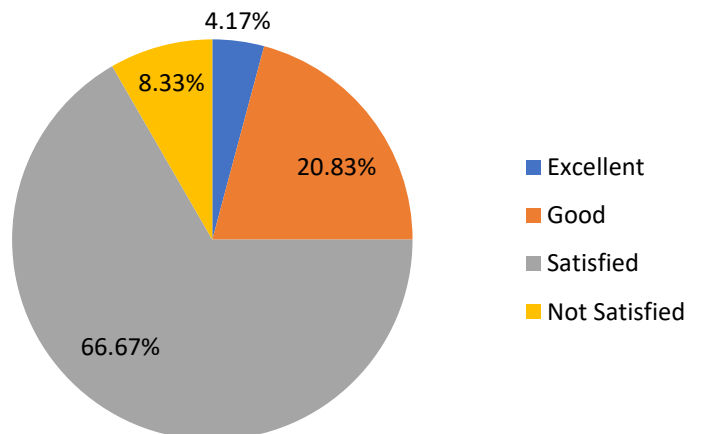
**Q1 Rate the syllabus of the courses that you have studied in relation to the competencies expected.**

|               | Frequency | Percent |
|---------------|-----------|---------|
| Excellent     | 2         | 8.3     |
| Good          | 1         | 4.2     |
| Satisfied     | 19        | 79.2    |
| Not Satisfied | 2         | 8.3     |
| Total         | 24        | 100.0   |



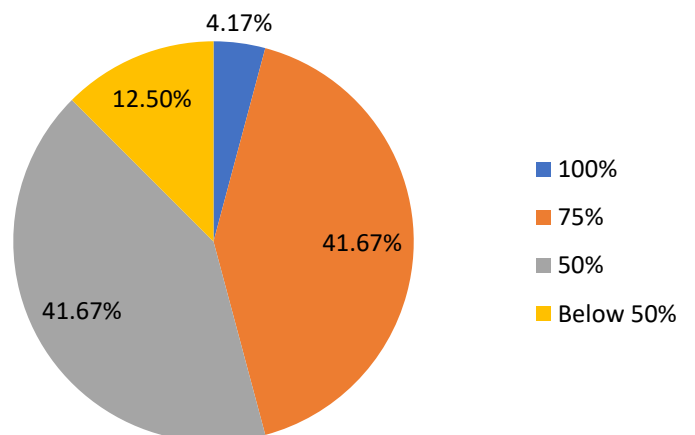
**Q2 Rate the relevance of the units in the syllabus of each course**

|               | Frequency | Percent |
|---------------|-----------|---------|
| Excellent     | 1         | 4.2     |
| Good          | 5         | 20.8    |
| Satisfied     | 16        | 66.7    |
| Not Satisfied | 2         | 8.3     |
| Total         | 24        | 100.0   |



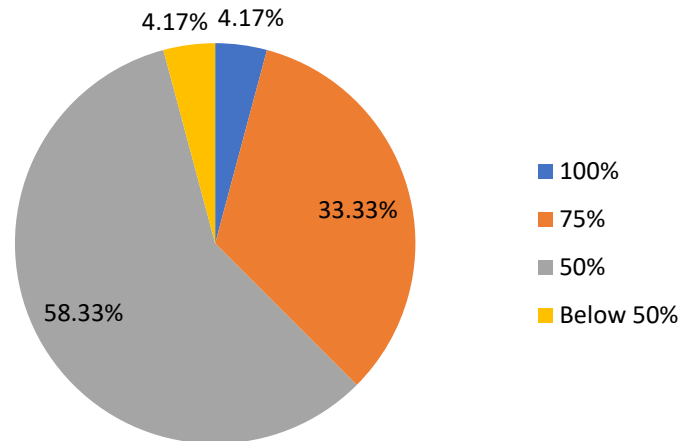
**Q3 Rate how the curriculum supports the required Practical skills in the Laboratory**

|           | Frequency | Percent |
|-----------|-----------|---------|
| 100%      | 1         | 4.2     |
| 75%       | 10        | 41.7    |
| 50%       | 10        | 41.7    |
| Below 50% | 3         | 12.5    |
| Total     | 24        | 100.0   |



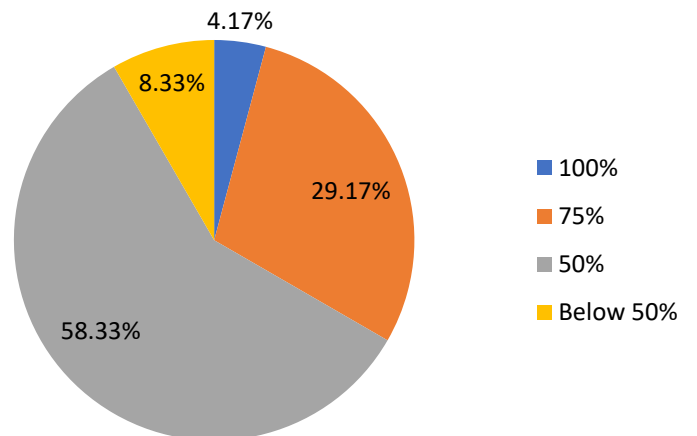
**Q4 Rate your curriculum in terms of providing the basic knowledge required for further Education.**

|           | Frequency | Percent |
|-----------|-----------|---------|
| 100%      | 1         | 4.2     |
| 75%       | 8         | 33.3    |
| 50%       | 14        | 58.3    |
| Below 50% | 1         | 4.2     |
| Total     | 24        | 100.0   |



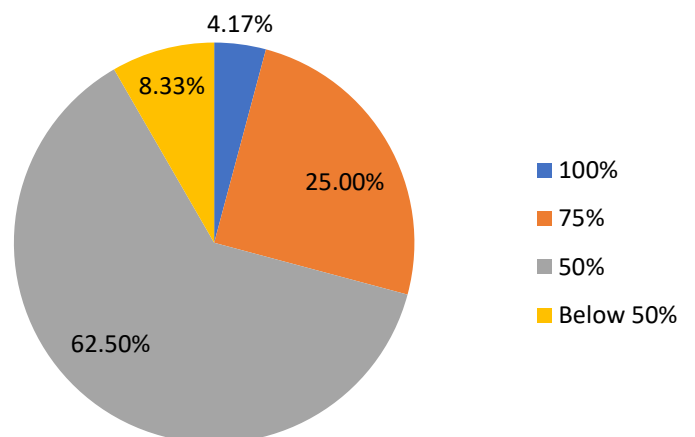
**Q5 How far your syllabus was useful to crack the CSIR/ UGC NET/APSET/GATE/..?**

|           | Frequency | Percent |
|-----------|-----------|---------|
| 100%      | 1         | 4.2     |
| 75%       | 7         | 29.2    |
| 50%       | 14        | 58.3    |
| Below 50% | 2         | 8.3     |
| Total     | 24        | 100.0   |



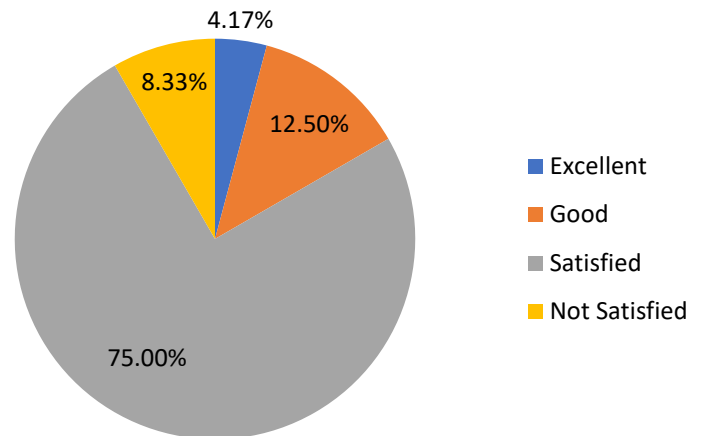
**Q6 Rate the Curriculum – in terms of providing employability after completion of the program.**

|           | Frequency | Percent |
|-----------|-----------|---------|
| 100%      | 1         | 4.2     |
| 75%       | 6         | 25.0    |
| 50%       | 15        | 62.5    |
| Below 50% | 2         | 8.3     |
| Total     | 24        | 100.0   |



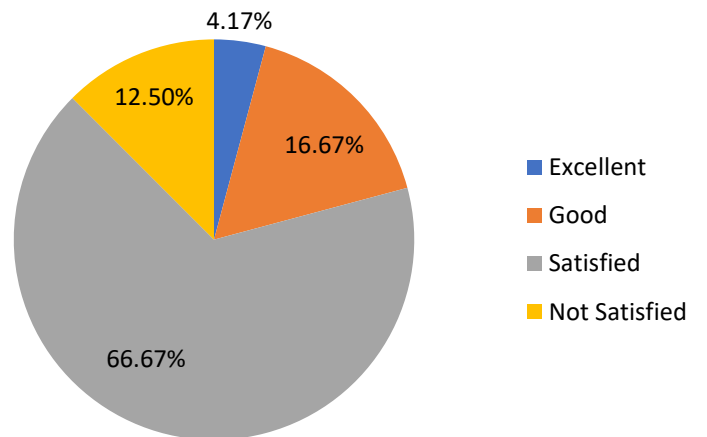
**Q7 Rate the curriculum in improving your knowledge in the subject studied?**

|               | Frequency | Percent |
|---------------|-----------|---------|
| Excellent     | 1         | 4.2     |
| Good          | 3         | 12.5    |
| Satisfied     | 18        | 75.0    |
| Not Satisfied | 2         | 8.3     |
| Total         | 24        | 100.0   |



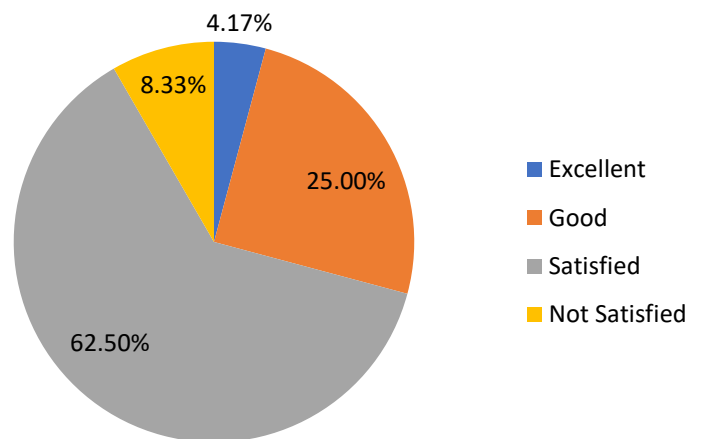
**Q8 Rate the curriculum in terms of content evolving from basic level to Advanced Level in the ascending order of semesters.**

|               | Frequency | Percent |
|---------------|-----------|---------|
| Excellent     | 1         | 4.2     |
| Good          | 4         | 16.7    |
| Satisfied     | 16        | 66.7    |
| Not Satisfied | 3         | 12.5    |
| Total         | 24        | 100.0   |



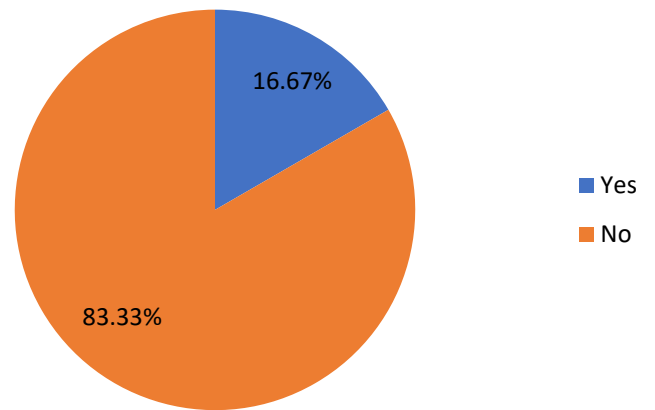
**Q9 What is your over all opinion regarding the existing Curriculum?**

|               | Frequency | Percent |
|---------------|-----------|---------|
| Excellent     | 1         | 4.2     |
| Good          | 6         | 25.0    |
| Satisfied     | 15        | 62.5    |
| Not Satisfied | 2         | 8.3     |
| Total         | 24        | 100.0   |



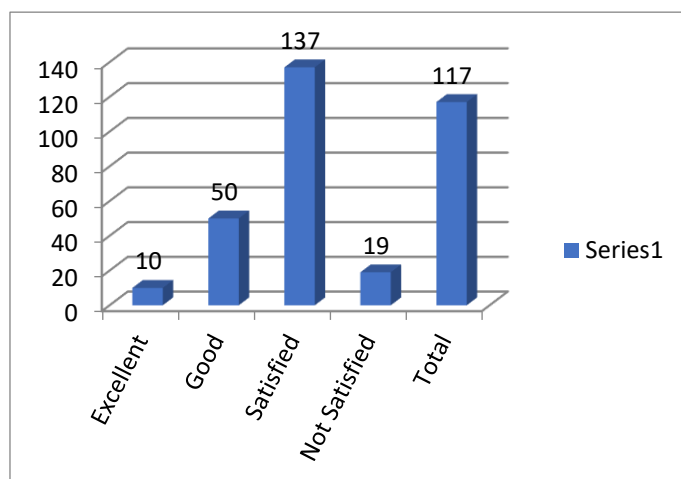
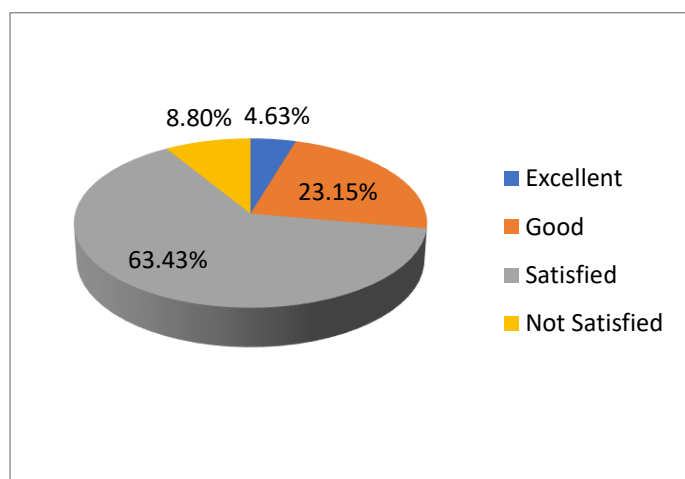
**Q10 Do you think there is a need to modify your syllabus? (Yes/No) If yes, specify what portion needs to be modified with justification.**

|       | Frequency | Percent |
|-------|-----------|---------|
| Yes   | 4         | 16.7    |
| No    | 20        | 83.3    |
| Total | 24        | 100.0   |



### Consolidated statement of analysis:

| S. No        | Question  | No. of students opined |             |                  |                            | Total no. of Responses |
|--------------|---|------------------------|-------------|------------------|----------------------------|------------------------|
|              |   | Excellent/ (100%)      | Good/ (75%) | Satisfied/ (50%) | Not Satisfied/ (Below 50%) |                        |
| 1.           | Rate the syllabus of the courses that you have studied in relation to the competencies expected.  | 2                      | 1           | 19               | 2                          | 24                     |
| 2.           | Rate the relevance of the units in the syllabus of each course.   | 1                      | 5           | 16               | 2                          | 24                     |
| 3.           | Rate how the curriculum supports the required Practical skills in the Laboratory  | 1                      | 10          | 10               | 3                          | 24                     |
| 4.           | Rate your curriculum in terms of providing the basic knowledge required for further Education.  | 1                      | 8           | 14               | 1                          | 24                     |
| 5.           | How far your syllabus was useful to crack the CSIR/ UGC NET/APSET/GATE/..?  | 1                      | 7           | 14               | 2                          | 24                     |
| 6.           | Rate the Curriculum – in terms of providing employability after completion of the program.  | 1                      | 6           | 15               | 2                          | 24                     |
| 7.           | Rate the curriculum in improving your knowledge in the subject studied?   | 1                      | 3           | 18               | 2                          | 24                     |
| 8.           | Rate the curriculum in terms of content evolving from basic level to Advanced Level in the ascending order of semesters.                | 1                      | 4           | 16               | 3                          | 24                     |
| 9.           | What is your over all opinion regarding the existing Curriculum?  | 1                      | 6           | 15               | 2                          | 24                     |
| <b>TOTAL</b> |   | <b>10</b>              | <b>50</b>   | <b>137</b>       | <b>19</b>                  | <b>216</b>             |
| 10.          | Do you think there is a need to modify your syllabus? (Yes/No)<br>If yes, specify what portion needs to be modified with justification. | YES: 4                 |             | NO: 20           |                            | 24                     |

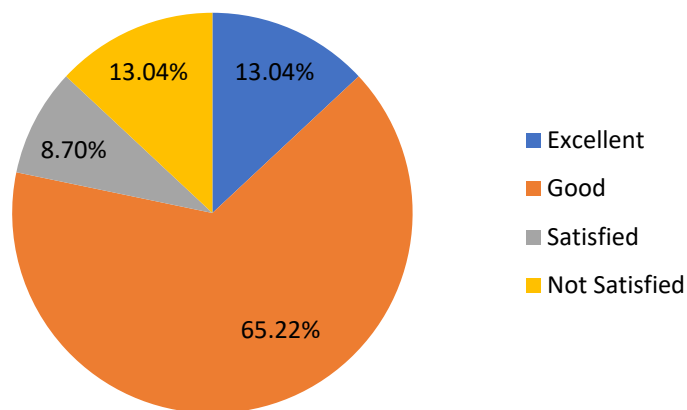


**Program Name:** Physics

For the academic year 2017-18 feedback was received from 23 numbers of students for the program Physics which are then analyzed and the analysis report is prepared and presented

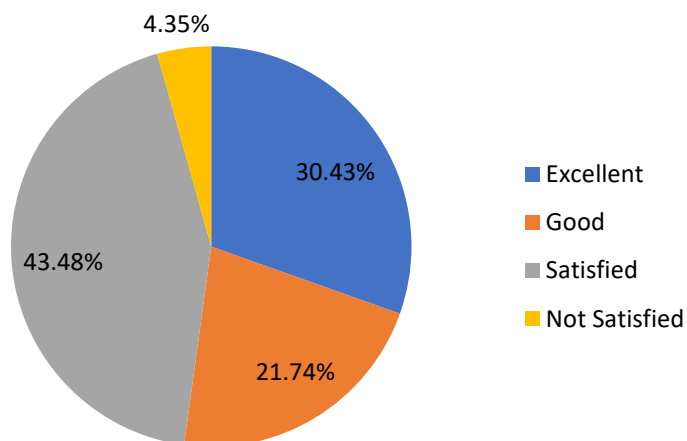
**Q1 Rate the syllabus of the courses that you have studied in relation to the competencies expected.**

|               | Frequency | Percent |
|---------------|-----------|---------|
| Excellent     | 3         | 13.0    |
| Good          | 15        | 65.2    |
| Satisfied     | 2         | 8.7     |
| Not Satisfied | 3         | 13.0    |
| Total         | 23        | 100.0   |



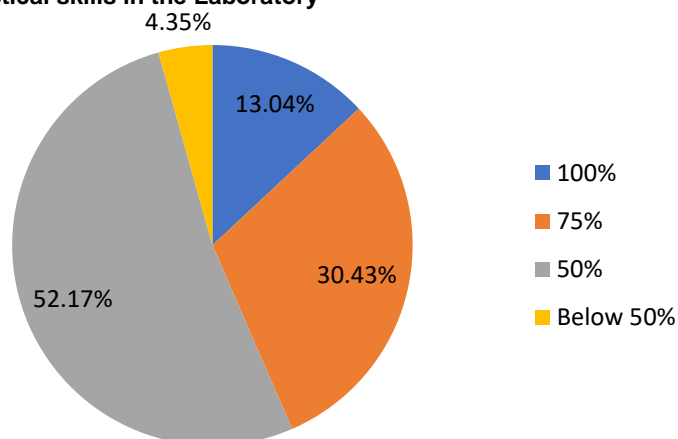
**Q2 Rate the relevance of the units in the syllabus of each course**

|               | Frequency | Percent |
|---------------|-----------|---------|
| Excellent     | 7         | 30.4    |
| Good          | 5         | 21.7    |
| Satisfied     | 10        | 43.5    |
| Not Satisfied | 1         | 4.3     |
| Total         | 23        | 100.0   |



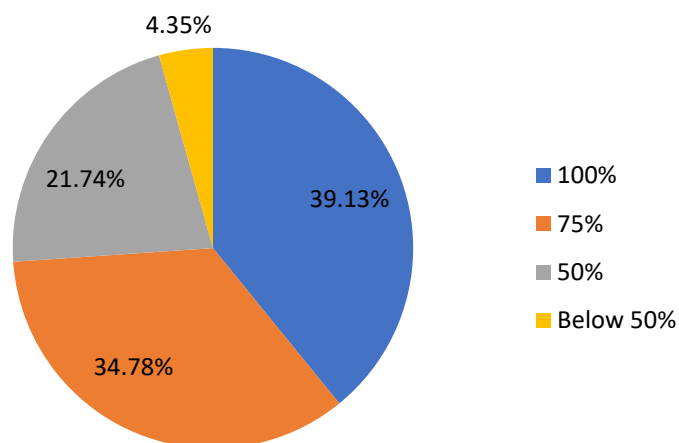
**Q3 Rate how the curriculum supports the required Practical skills in the Laboratory**

|           | Frequency | Percent |
|-----------|-----------|---------|
| 100%      | 3         | 13.0    |
| 75%       | 7         | 30.4    |
| 50%       | 12        | 52.2    |
| Below 50% | 1         | 4.3     |
| Total     | 23        | 100.0   |



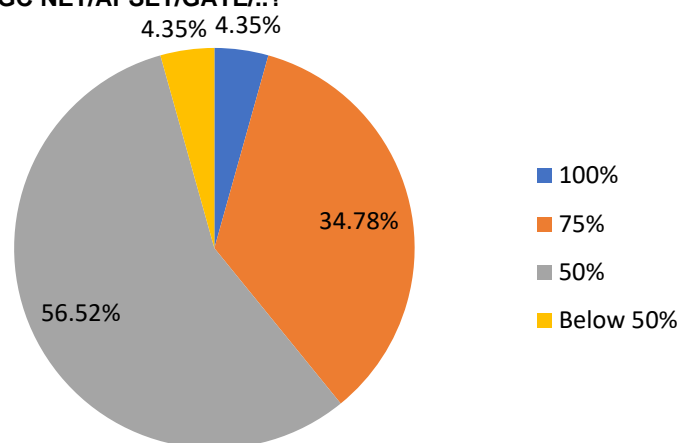
**Q4 Rate your curriculum in terms of providing the basic knowledge required for further Education.**

|           | Frequency | Percent |
|-----------|-----------|---------|
| 100%      | 9         | 39.1    |
| 75%       | 8         | 34.8    |
| 50%       | 5         | 21.7    |
| Below 50% | 1         | 4.3     |
| Total     | 23        | 100.0   |



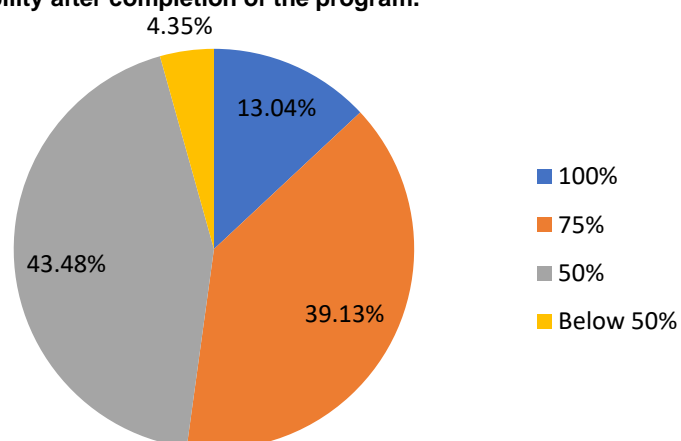
**Q5 How far your syllabus was useful to crack the CSIR/ UGC NET/APSET/GATE/..?**

|           | Frequency | Percent |
|-----------|-----------|---------|
| 100%      | 1         | 4.3     |
| 75%       | 8         | 34.8    |
| 50%       | 13        | 56.5    |
| Below 50% | 1         | 4.3     |
| Total     | 23        | 100.0   |



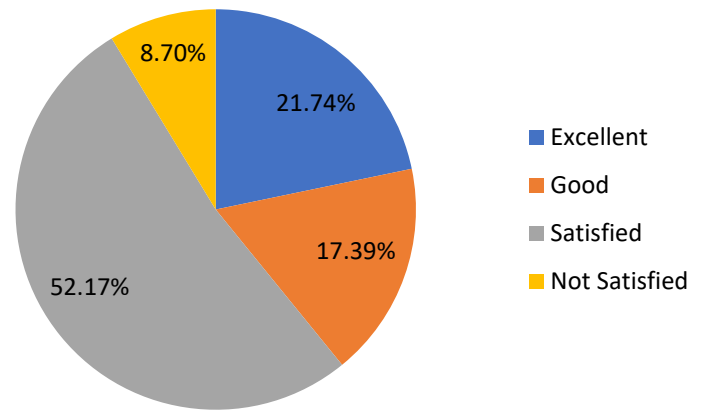
**Q6 Rate the Curriculum – in terms of providing employability after completion of the program.**

|           | Frequency | Percent |
|-----------|-----------|---------|
| 100%      | 3         | 13.0    |
| 75%       | 9         | 39.1    |
| 50%       | 10        | 43.5    |
| Below 50% | 1         | 4.3     |
| Total     | 23        | 100.0   |



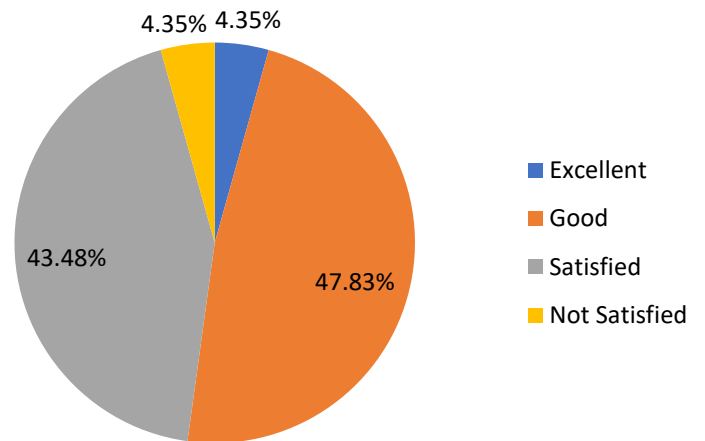
**Q7 Rate the curriculum in improving your knowledge in the subject studied?**

|               | Frequency | Percent |
|---------------|-----------|---------|
| Excellent     | 5         | 21.7    |
| Good          | 4         | 17.4    |
| Satisfied     | 12        | 52.2    |
| Not Satisfied | 2         | 8.7     |
| Total         | 23        | 100.0   |



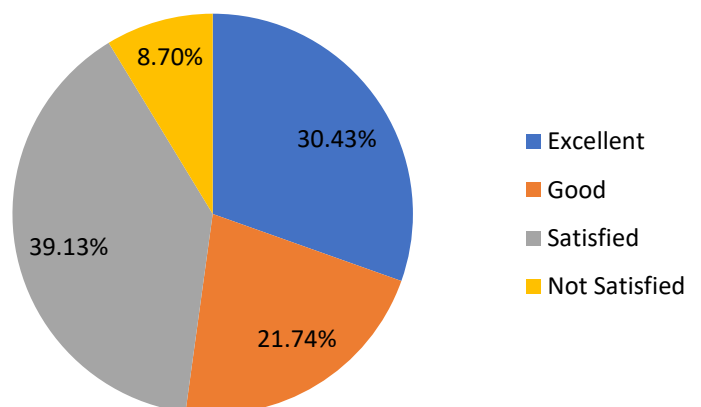
**Q8 Rate the curriculum in terms of content evolving from basic level to Advanced Level in the ascending order of semesters.**

|               | Frequency | Percent |
|---------------|-----------|---------|
| Excellent     | 1         | 4.3     |
| Good          | 11        | 47.8    |
| Satisfied     | 10        | 43.5    |
| Not Satisfied | 1         | 4.3     |
| Total         | 23        | 100.0   |



**Q9 What is your over all opinion regarding the existing Curriculum?**

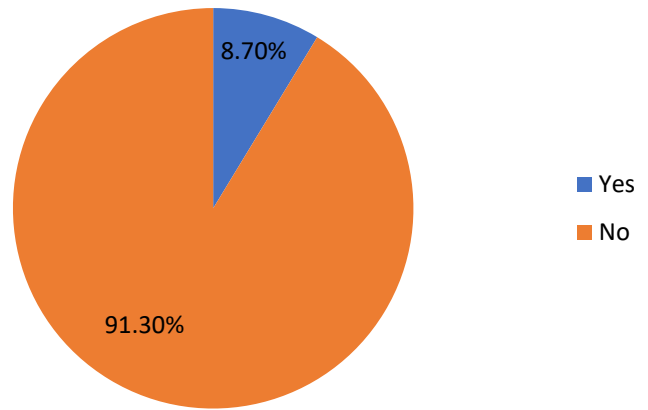
|               | Frequency | Percent |
|---------------|-----------|---------|
| Excellent     | 7         | 30.4    |
| Good          | 5         | 21.7    |
| Satisfied     | 9         | 39.1    |
| Not Satisfied | 2         | 8.7     |
| Total         | 23        | 100.0   |





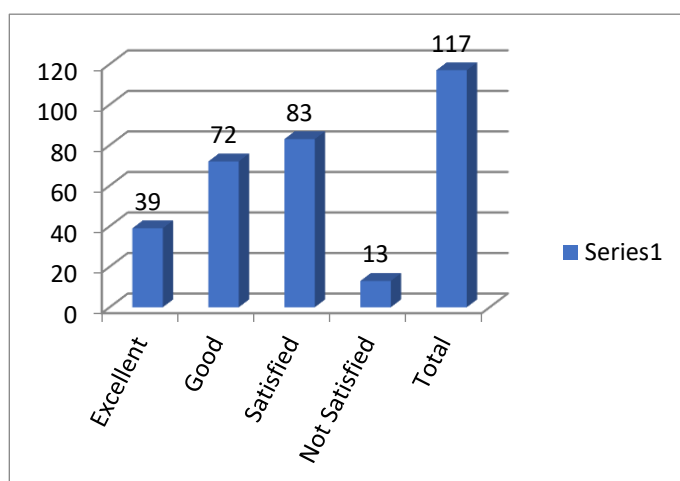
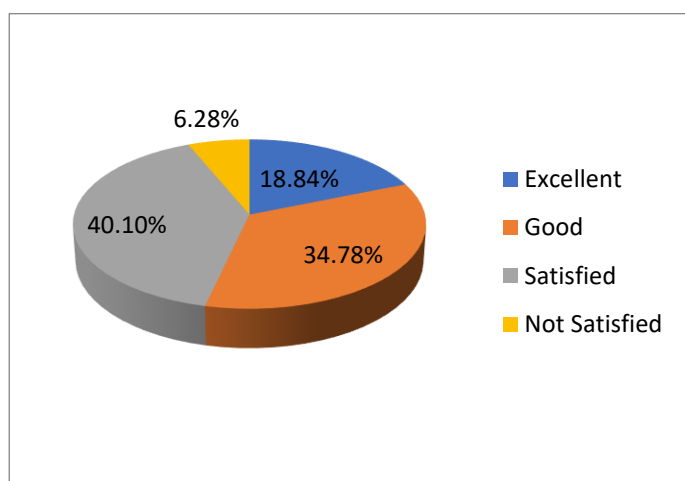
**Q10 Do you think there is a need to modify your syllabus? (Yes/No) If yes, specify what portion needs to be modified with justification.**

|       | Frequency | Percent |
|-------|-----------|---------|
| Yes   | 2         | 8.7     |
| No    | 21        | 91.3    |
| Total | 23        | 100.0   |



### Consolidated statement of analysis:

| S. No        | Question  | No. of students opined |             |                  |                            | Total no. of Responses |
|--------------|---|------------------------|-------------|------------------|----------------------------|------------------------|
|              |   | Excellent/ (100%)      | Good/ (75%) | Satisfied/ (50%) | Not Satisfied/ (Below 50%) |                        |
| 1.           | Rate the syllabus of the courses that you have studied in relation to the competencies expected.  | 3                      | 15          | 2                | 3                          | 23                     |
| 2.           | Rate the relevance of the units in the syllabus of each course.   | 7                      | 5           | 10               | 1                          | 23                     |
| 3.           | Rate how the curriculum supports the required Practical skills in the Laboratory  | 3                      | 7           | 12               | 1                          | 23                     |
| 4.           | Rate your curriculum in terms of providing the basic knowledge required for further Education.  | 9                      | 8           | 5                | 1                          | 23                     |
| 5.           | How far your syllabus was useful to crack the CSIR/ UGC NET/APSET/GATE/..?  | 1                      | 8           | 13               | 1                          | 23                     |
| 6.           | Rate the Curriculum – in terms of providing employability after completion of the program.  | 3                      | 9           | 10               | 1                          | 23                     |
| 7.           | Rate the curriculum in improving your knowledge in the subject studied?   | 5                      | 4           | 12               | 2                          | 23                     |
| 8.           | Rate the curriculum in terms of content evolving from basic level to Advanced Level in the ascending order of semesters.                | 1                      | 11          | 10               | 1                          | 23                     |
| 9.           | What is your over all opinion regarding the existing Curriculum?  | 7                      | 5           | 9                | 2                          | 23                     |
| <b>TOTAL</b> |   | <b>39</b>              | <b>72</b>   | <b>83</b>        | <b>13</b>                  | <b>207</b>             |
| 10.          | Do you think there is a need to modify your syllabus? (Yes/No)<br>If yes, specify what portion needs to be modified with justification. | YES: 2                 |             | NO: 21           |                            | 23                     |

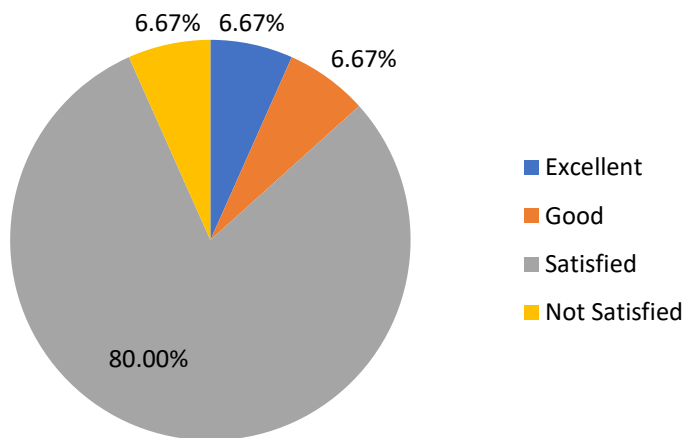


**Program Name:** Zoology

For the academic year 2017-18 feedback was received from 15 numbers of students for the program Zoology which are then analyzed and the analysis report is prepared and presented

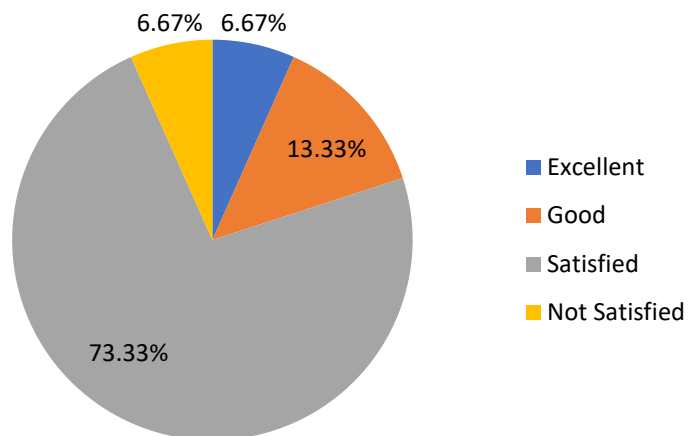
**Q1 Rate the syllabus of the courses that you have studied in relation to the competencies expected.**

|               | Frequency | Percent |
|---------------|-----------|---------|
| Excellent     | 1         | 6.7     |
| Good          | 1         | 6.7     |
| Satisfied     | 12        | 80.0    |
| Not Satisfied | 1         | 6.7     |
| Total         | 15        | 100.0   |



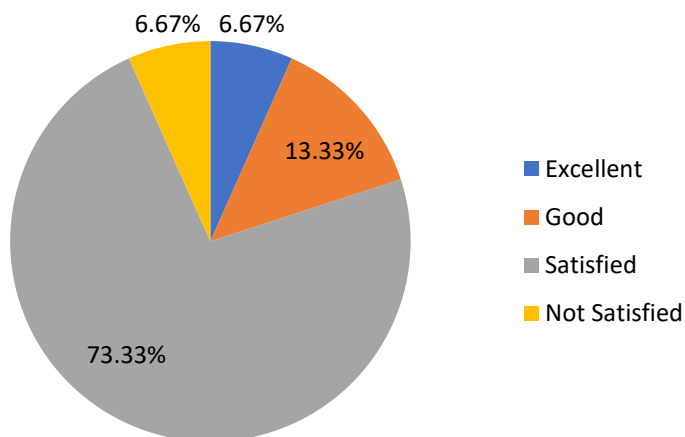
**Q2 Rate the relevance of the units in the syllabus of each course**

|               | Frequency | Percent |
|---------------|-----------|---------|
| Excellent     | 1         | 6.7     |
| Good          | 2         | 13.3    |
| Satisfied     | 11        | 73.3    |
| Not Satisfied | 1         | 6.7     |
| Total         | 15        | 100.0   |



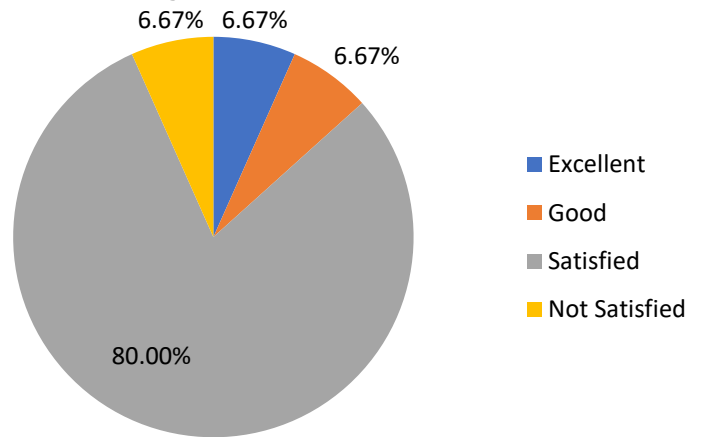
**Q3 Rate how the curriculum supports the required Practical skills in the Laboratory**

|           | Frequency | Percent |
|-----------|-----------|---------|
| 100%      | 1         | 6.7     |
| 75%       | 2         | 13.3    |
| 50%       | 11        | 73.3    |
| Below 50% | 1         | 6.7     |
| Total     | 15        | 100.0   |



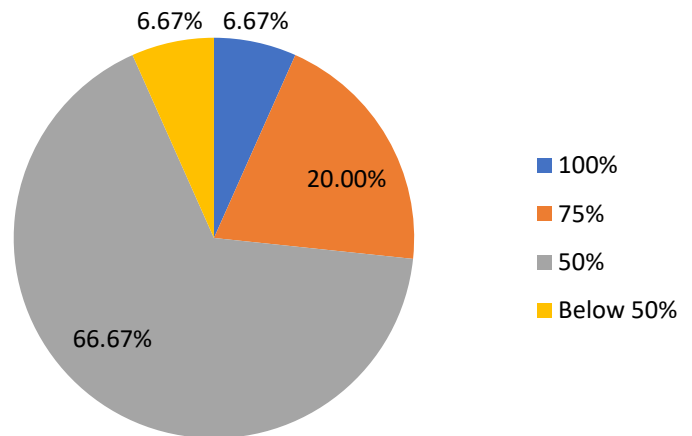
**Q4 Rate your curriculum in terms of providing the basic knowledge required for further Education.**

|           | Frequency | Percent |
|-----------|-----------|---------|
| 100%      | 1         | 6.7     |
| 75%       | 1         | 6.7     |
| 50%       | 12        | 80.0    |
| Below 50% | 1         | 6.7     |
| Total     | 15        | 100.0   |



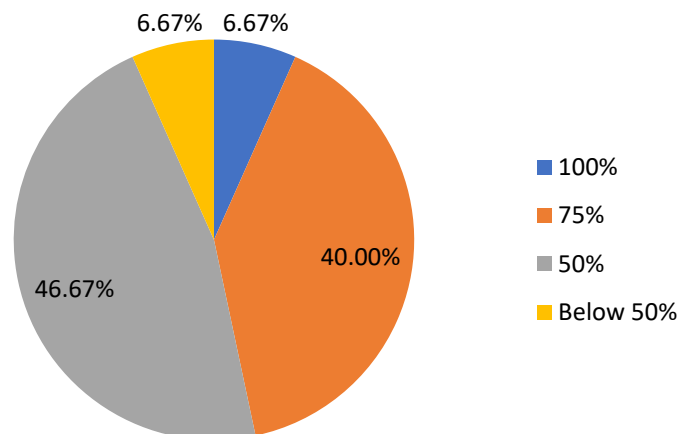
**Q5 How far your syllabus was useful to crack the CSIR/ UGC NET/APSET/GATE/..?**

|           | Frequency | Percent |
|-----------|-----------|---------|
| 100%      | 1         | 6.7     |
| 75%       | 3         | 20.0    |
| 50%       | 10        | 66.7    |
| Below 50% | 1         | 6.7     |
| Total     | 15        | 100.0   |



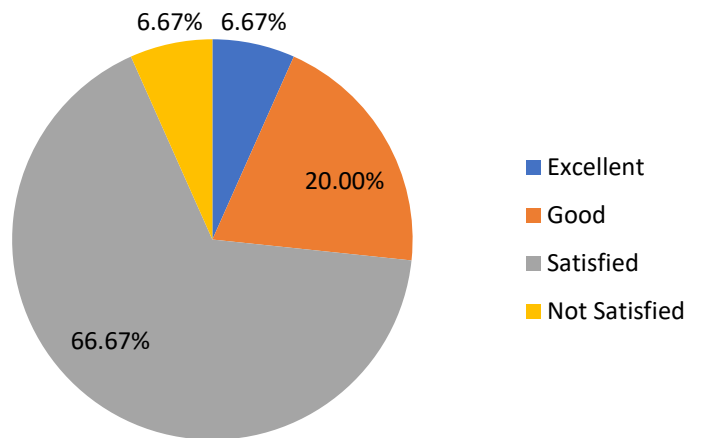
**Q6 Rate the Curriculum – in terms of providing employability after completion of the program.**

|           | Frequency | Percent |
|-----------|-----------|---------|
| 100%      | 1         | 6.7     |
| 75%       | 6         | 40.0    |
| 50%       | 7         | 46.7    |
| Below 50% | 1         | 6.7     |
| Total     | 15        | 100.0   |



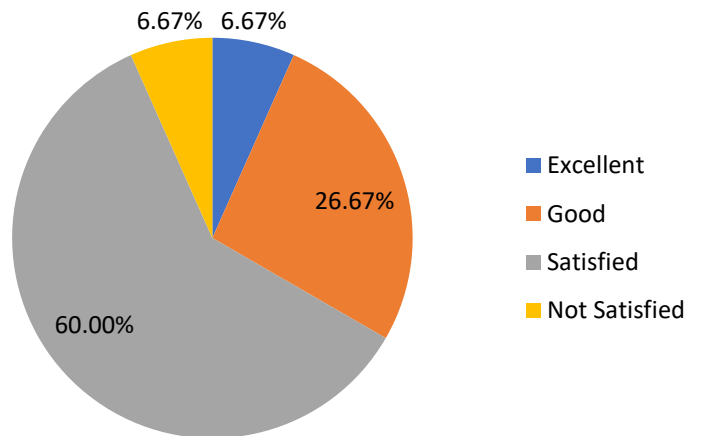
**Q7 Rate the curriculum in improving your knowledge in the subject studied?**

|               | Frequency | Percent |
|---------------|-----------|---------|
| Excellent     | 1         | 6.7     |
| Good          | 3         | 20.0    |
| Satisfied     | 10        | 66.7    |
| Not Satisfied | 1         | 6.7     |
| Total         | 15        | 100.0   |



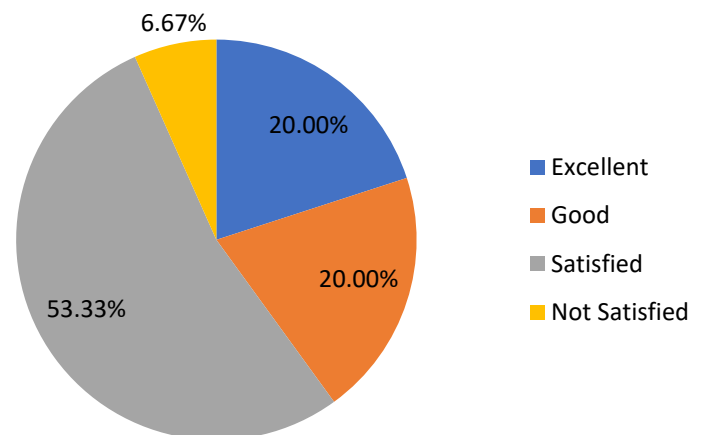
**Q8 Rate the curriculum in terms of content evolving from basic level to Advanced Level in the ascending order of semesters.**

|               | Frequency | Percent |
|---------------|-----------|---------|
| Excellent     | 1         | 6.7     |
| Good          | 4         | 26.7    |
| Satisfied     | 9         | 60.0    |
| Not Satisfied | 1         | 6.7     |
| Total         | 15        | 100.0   |



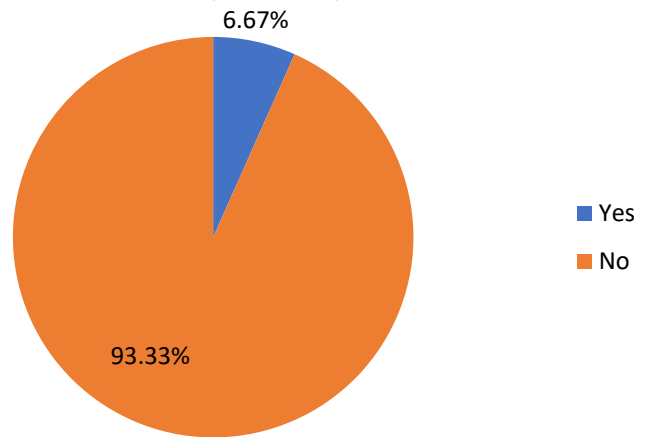
**Q9 What is your over all opinion regarding the existing Curriculum?**

|               | Frequency | Percent |
|---------------|-----------|---------|
| Excellent     | 3         | 20.0    |
| Good          | 3         | 20.0    |
| Satisfied     | 8         | 53.3    |
| Not Satisfied | 1         | 6.7     |
| Total         | 15        | 100.0   |



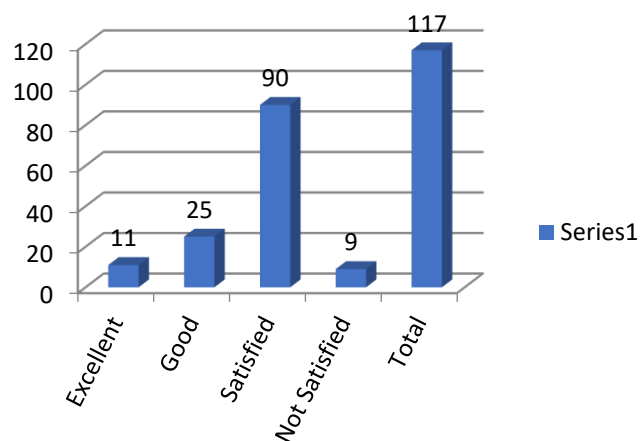
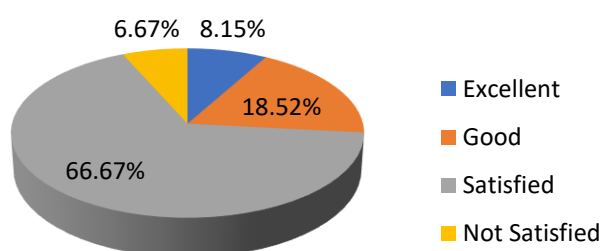
**Q10 Do you think there is a need to modify your syllabus? (Yes/No) If yes, specify what portion needs to be modified with justification.**

|       | Frequency | Percent |
|-------|-----------|---------|
| Yes   | 1         | 6.7     |
| No    | 14        | 93.3    |
| Total | 15        | 100.0   |



### Consolidated statement of analysis:

| S. No        | Question  | No. of students opined |             |                  |                            | Total no. of Responses |
|--------------|---|------------------------|-------------|------------------|----------------------------|------------------------|
|              |   | Excellent/ (100%)      | Good/ (75%) | Satisfied/ (50%) | Not Satisfied/ (Below 50%) |                        |
| 1.           | Rate the syllabus of the courses that you have studied in relation to the competencies expected.  | 1                      | 1           | 12               | 1                          | 15                     |
| 2.           | Rate the relevance of the units in the syllabus of each course.   | 1                      | 2           | 11               | 1                          | 15                     |
| 3.           | Rate how the curriculum supports the required Practical skills in the Laboratory  | 1                      | 2           | 11               | 1                          | 15                     |
| 4.           | Rate your curriculum in terms of providing the basic knowledge required for further Education.  | 1                      | 1           | 12               | 1                          | 15                     |
| 5.           | How far your syllabus was useful to crack the CSIR/ UGC NET/APSET/GATE/..?  | 1                      | 3           | 10               | 1                          | 15                     |
| 6.           | Rate the Curriculum – in terms of providing employability after completion of the program.  | 1                      | 6           | 7                | 1                          | 15                     |
| 7.           | Rate the curriculum in improving your knowledge in the subject studied?   | 1                      | 3           | 10               | 1                          | 15                     |
| 8.           | Rate the curriculum in terms of content evolving from basic level to Advanced Level in the ascending order of semesters.                | 1                      | 4           | 9                | 1                          | 15                     |
| 9.           | What is your over all opinion regarding the existing Curriculum?  | 3                      | 3           | 8                | 1                          | 15                     |
| <b>TOTAL</b> |   | <b>11</b>              | <b>25</b>   | <b>90</b>        | <b>9</b>                   | <b>135</b>             |
| 10.          | Do you think there is a need to modify your syllabus? (Yes/No)<br>If yes, specify what portion needs to be modified with justification. | YES: 1                 |             | NO: 14           |                            | 15                     |

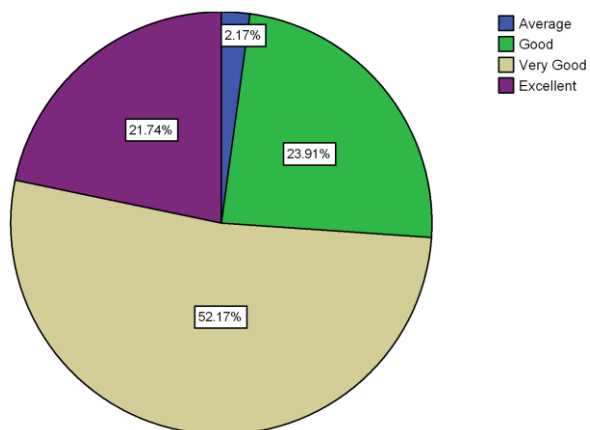


**(ii) Feedback from Faculty:**

For the academic year 2017-18 feedback was received from 46 numbers of Faculty which are then analyzed and the analysis report is prepared and presented.

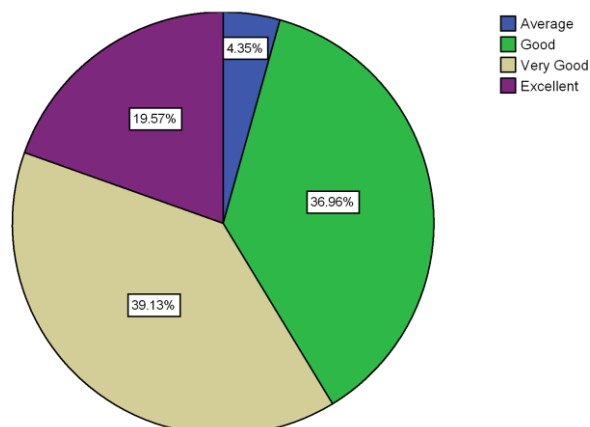
**Q1: Board of studies is taking care to ensure the current trends and relevance of the course offering.**

|               | Frequency | Percent |
|---------------|-----------|---------|
| Below Average | 0         | 0       |
| Average       | 1         | 2.2     |
| Good          | 11        | 23.9    |
| Very Good     | 24        | 52.2    |
| Excellent     | 10        | 21.7    |
| Total         | 46        | 100.0   |



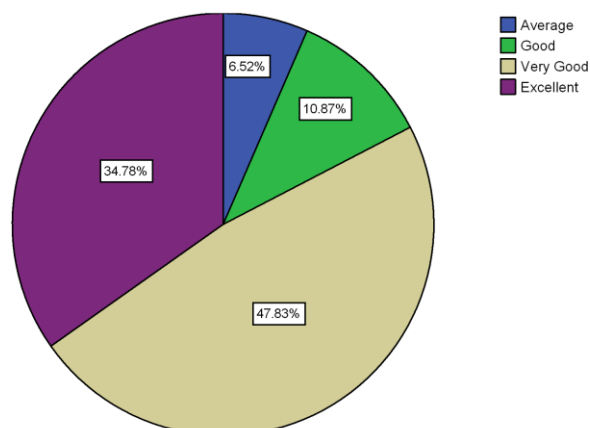
**Q2: Employability is given weightage in the curriculum design and development.**

|               | Frequency | Percent |
|---------------|-----------|---------|
| Below Average | 0         | 0       |
| Average       | 2         | 4.3     |
| Good          | 17        | 37.0    |
| Very Good     | 18        | 39.1    |
| Excellent     | 9         | 19.6    |
| Total         | 46        | 100.0   |



**Q3: Enough freedom is given to faculty members to contribute their ideas on curriculum design and development.**

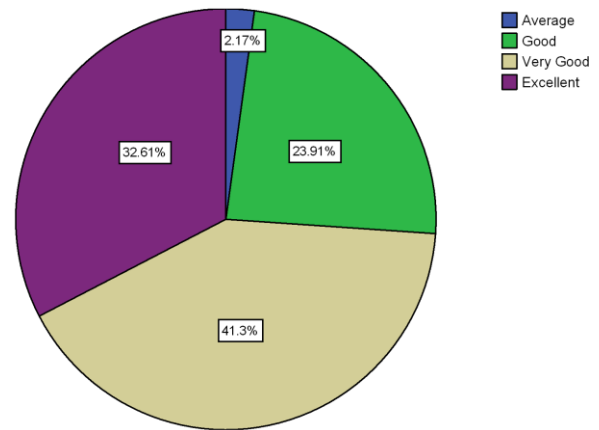
|               | Frequency | Percent |
|---------------|-----------|---------|
| Below Average | 0         | 0       |
| Average       | 3         | 6.5     |
| Good          | 5         | 10.9    |
| Very Good     | 22        | 47.8    |
| Excellent     | 16        | 34.8    |
| Total         | 46        | 100.0   |





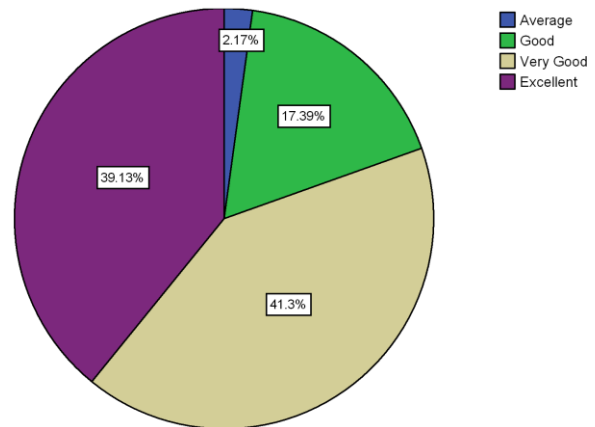
**Q4: The system followed by the university for the design and development of curriculum is effective.**

|               | Frequency | Percent |
|---------------|-----------|---------|
| Below Average | 0         | 0       |
| Average       | 1         | 2.2     |
| Good          | 11        | 23.9    |
| Very Good     | 19        | 41.3    |
| Excellent     | 15        | 32.6    |
| Total         | 46        | 100.0   |



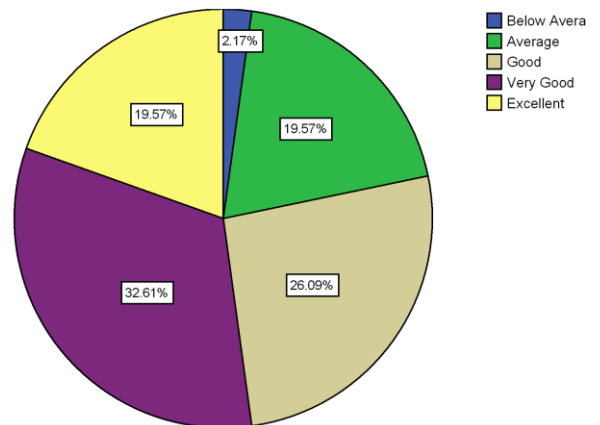
**Q5: The curriculum has been updated from time to time.**

|               | Frequency | Percent |
|---------------|-----------|---------|
| Below Average | 0         | 0       |
| Average       | 1         | 2.2     |
| Good          | 8         | 17.4    |
| Very Good     | 19        | 41.3    |
| Excellent     | 18        | 39.1    |
| Total         | 46        | 100.0   |



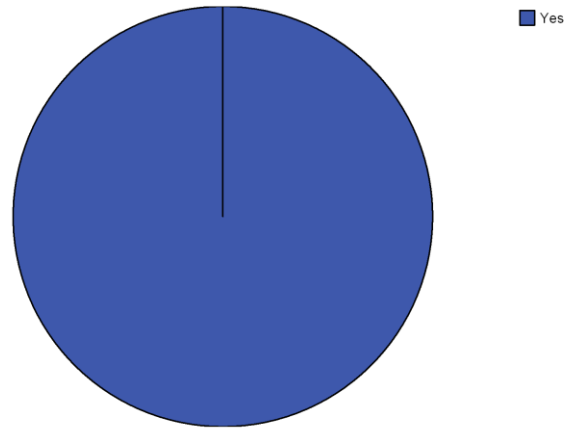
**Q6: Representation from business and industry in PG board of studies is helpful in designing and improving the courses.**

|               | Frequency | Percent |
|---------------|-----------|---------|
| Below Average | 1         | 2.2     |
| Average       | 9         | 19.6    |
| Good          | 12        | 26.1    |
| Very Good     | 15        | 32.6    |
| Excellent     | 9         | 19.6    |
| Total         | 46        | 100.0   |



**Q7: Involvement of University faculty in UGBOS is necessary(Y/N).**

|       | Frequency | Percent |
|-------|-----------|---------|
| Yes   | 46        | 100.0   |
| No    | 0         | 0       |
| Total | 46        | 100.0   |



### Consolidated statement of analysis:

| S. No        | Question  | No. Of faculty opined |                  |             |                |                            | Total no. of Responses |
|--------------|---|-----------------------|------------------|-------------|----------------|----------------------------|------------------------|
|              |   | Excellent/ (100%)     | Very Good/ (75%) | Good/ (50%) | Average/ (25%) | Below Average/ (Below 25%) |                        |
| 1.           | Board of studies is taking care to ensure the current trends and relevance of the course offering.                  | 10                    | 24               | 11          | 1              | 0                          | 46                     |
| 2.           | Employability is given weightage in the curriculum design and development.  | 9                     | 18               | 17          | 2              | 0                          | 46                     |
| 3.           | Enough freedom is given to faculty members to contribute their ideas on curriculum design and development.          | 16                    | 22               | 5           | 3              | 0                          | 46                     |
| 4.           | The system followed by the university for the design and development of curriculum is effective.                    | 15                    | 19               | 11          | 1              | 0                          | 46                     |
| 5.           | The curriculum has been updated from time to time.  | 18                    | 19               | 8           | 1              | 0                          | 46                     |
| 6.           | Representation from business and industry in PG board of studies is helpful in designing and improving the courses. | 9                     | 15               | 12          | 9              | 1                          | 46                     |
| <b>TOTAL</b> |   | <b>77</b>             | <b>117</b>       | <b>64</b>   | <b>17</b>      | <b>1</b>                   | <b>276</b>             |
| 7.           | Do you think there is a need to modify your syllabus? (Yes/No)  | YES: 46               |                  | NO: 0       |                |                            | 46                     |

